

The logo for Morgan Stanley Private Wealth Management, featuring the company name in a white serif font on a dark blue background. The background of the slide is a dark blue gradient with a large, light blue triangular shape pointing downwards from the top right corner.

Morgan Stanley

PRIVATE WEALTH MANAGEMENT

Topics in Wealth Strategies:

Why an Investment Policy Statement Matters

**Sarah D. McDaniel, CFA, Managing Director
Head of UHNW Content & Analytics**

The Importance of Having an Investment Policy Statement

AN INVESTMENT POLICY STATEMENT (IPS):

- Memorializes an investment plan and its underlying assumptions
- Clearly identifies duties and responsibilities
- Reinforces trust, confidence and responsibility with regard to obligations to others
- Helps to withstand time and supersede changes resulting from changes in personnel stewarding the assets
- Maintains the integrity of the assets during periods of stress
- Encompasses the standard of care relevant to the parties/roles associated with the IPS and mitigates behavioral bias

Best Practices

Investment Decisions Based on the Entire Portfolio Rather Than Individual Securities:

THEN – PRUDENT MAN

- Restricted Investments
- Investment Guidelines
- Individual Managers



NOW – PRUDENT INVESTOR

- Diversification
- Investment Policy Statement
- Investment Management



This approach ... utilizes modern portfolio theory to guide investment decisions and requires risk vs. return analysis.

– FDIC

Behavioral Bias

The Importance of an Investment Policy Statement Being a Written Document Cannot be Underestimated.

ESSENTIAL ELEMENTS INCLUDE:

1. Legal Entity
2. Objective
3. Time Horizon
4. Liquidity
5. Taxability
6. Risk Profile
7. Special Circumstances
8. Strategic and Tactical Asset Allocation
9. Investment Management
10. Monitoring and Review (Roles and Responsibilities)

1 Legal Entity

CONSIDERATIONS:

- What is the value of the assets that fall under the purview of the IPS?
- How many and what types of legal entities exist?
- What is the market value for each?
- Have the existing legal documents been reviewed to confirm understanding?
- Is there any additional strategy to be completed?
- What is the intended purpose for the assets?
- Can any of the legal entities be grouped / aggregate by a common beneficiary?
- Who are the decision makers and how do they make decisions?

BEHAVIORAL BIAS:

- Compartmentalizing pools of assets

BEST PRACTICE:

- Identifying and aggregating the number of legal entities applicable to each beneficiary while simultaneously understanding the impact of shared assets in entities across beneficiaries

Types of Entities for Individuals

Personal Retirement (401K, IRAs)

Trust Split Interest Trust

Types of Entities for Institutions

Endowment (Operating, Investment, and Capital) Foundation

Pension (Benefit, Contribution) Profit Sharing

2 Objective

CONSIDERATIONS:

- What is the objective of each entity or may the objective apply to several aggregated entities?
- What are the goals of the assets in the context of the entity's mission?
- Are there multiple and potentially conflicting objectives?

BEHAVIORAL BIAS:

- Return Chasing – if a target return is specified, it may be reasonable over longer periods of time as the impact of inflation and market conditions average out, however, in the shorter term to the extent that market conditions continuously change, it may trigger substantive changes in asset allocation (and substantive changes in risk profile) in an attempt to generate additional total return
- Income Matching – if one matches income generated from fixed income to an annual dollar distribution, it may be reasonable over shorter periods of time, however, in the longer term it may trigger substantive changes in asset allocation (and substantive changes in risk profile) as interest rates change and potentially jeopardize the sustainability of the portfolio with a significant allocation to fixed income

BEST PRACTICE:

- Not setting a fixed return target so as to withstand variable market environments

Spending Rate (Specified) + Expense (Specified) + Inflation (Not Specified)

3 Time Horizon

CONSIDERATIONS:

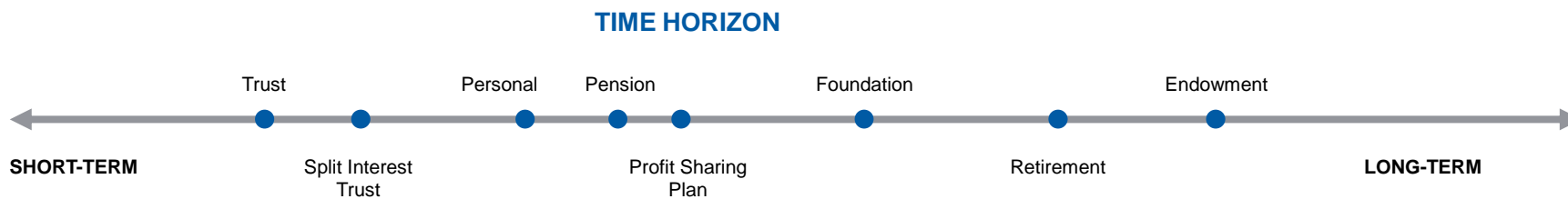
- How long are the assets expected to be invested? (single life time, multiple life times, indefinitely)
- What are the legal specifications imposed by the legal entity?
- Do legal entities have common beneficiaries?
- If multiple entities have a shared beneficiary, what is the time sequence/relationship of the entities?

BEHAVIORAL BIAS:

- Compartmentalizing pools of assets

BEST PRACTICE:

- Understanding that different entities have different time horizons and utilizing the time sequencing/relationship among legal entities



4 Liquidity

CONSIDERATIONS:

- Are there any cash flows into or out of each legal entity and if so what is the amount?
- Are these pre or post tax?
- Are they consistent each year or are there one-off flows expected and what is the timing of these flows?
- If there are any distribution requirements, may they be made “in kind” or only in cash?
- What is the illiquidity tolerance / budget?

BEHAVIORAL BIAS:

- Compartmentalizing pools of assets

BEST PRACTICE:

- Understanding the liquidity status of each legal structure in conjunction with the client’s liquidity needs and aggregating net flows

PERSONAL ACCOUNT		
Beginning Assets	48,377,353	50,395,728
Interest and Dividends	1,001,151	1,042,920
Capital Appreciation	1,515,961	1,579,209
Cash Inflows	2,392,200	407,097
Salary	270,600	0
Payment from Retirement Account	0	407,097
Payment from GRAT	2,121,600	0
Cash Outflows	(1,430,400)	(4,440,100)
Living Expenses	(1,082,400)	(1,104,100)
Home Upgrade	0	(3,000,000)
Portfolio Loan	(348,000)	(336,000)
Principal	(300,000)	(300,000)
Interest	(48,000)	(36,000)
Taxes	(1,460,536)	(2,087,848)
Ending Assets	50,395,728	46,897,005
RETIREMENT ACCOUNT		
Beginning Assets	6,209,944	6,555,670
Interest and Dividends	138,784	146,510
Capital Appreciation	206,943	218,464
Cash Inflows	0	0
Cash Outflows	0	(407,097)
Payment to Personal Account	0	(407,097)
Taxes	0	0
Ending Assets	6,555,670	6,513,547
GRAT		
Beginning Assets	3,706,837	1,846,687
Interest and Dividends	81,550	38,216
Capital Appreciation	179,900	57,868
Cash Inflows	0	0
Cash Outflows	(2,121,600)	0
Payment to Personal Account	(2,121,600)	0
Taxes	0	0
Ending Assets	1,846,687	1,942,771

The hypothetical example and its results are for illustrative purposes only and are not intended to represent the past or future performance of any particular investment. Your actual accounts and results will differ.

5 Taxability

CONSIDERATIONS:

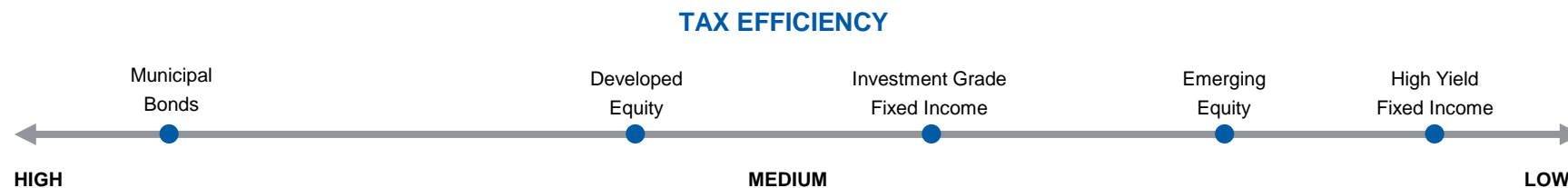
- Are the entities taxable, tax-deferred or tax-exempt?
- In the case of taxable entities, what is the tax rate?
- Are there tax penalties for certain types of investments?
- Have the tax returns been examined?

BEHAVIORAL BIAS:

- Compartmentalizing pools of assets

BEST PRACTICE:

- Considering the overall tax efficiency of asset classes (taxable, deferred, tax-exempt) so as to locate the asset classes within complimentary legal entities (tax-exempt, deferred, taxable) to properly asset locate



6 Risk Profile

CONSIDERATIONS:

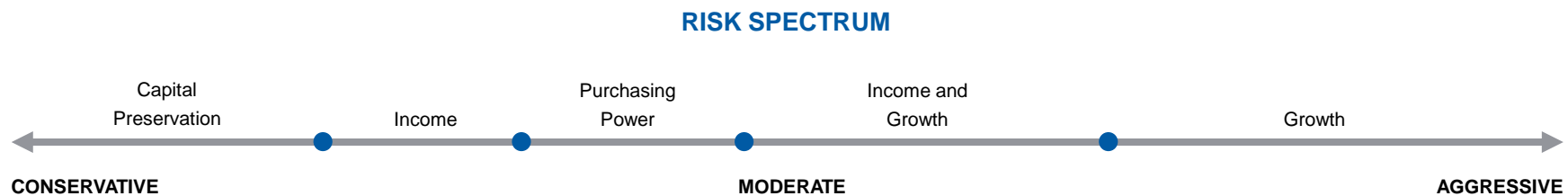
- How does the investor define risk?
- What risk measures are appropriate?
- Is the investor more afraid of losing money or missing out on upside return?
- What is the risk profile/tolerance of each entity or may the profile apply to several aggregated entities?

BEHAVIORAL BIAS:

- Compartmentalizing pools of assets

BEST PRACTICE:

- Determining the risk profile of a beneficiary in aggregate and then budgeting risk within and across legal entities



7 Special Circumstances

CONSIDERATIONS:

- Are there any legacy assets with particular restrictions and / or preferences?
- Are there any illiquid assets and are they to be included / considered in the context of the IPS?
- Are there any historical tax implications that should be considered?
- What is the investor's investment history?

8 Strategic and Tactical Asset Allocation

CONSIDERATIONS:

- Are my assets allocated strategically to reflect the investor's goals, risk tolerance, tax situation, cash needs and other circumstances?
- Should the investor make tactical adjustments to allocation in attempts to take advantage of current market conditions?
- Should the investor consider Tactical Asset Allocation within asset class ranges instead of traditional rebalancing?

BEHAVIORAL BIAS:

- Panicking or becoming greedy in times of market turmoil

BEST PRACTICE:

- Adhering to a policy portfolio within ranges
- Staying invested in bad market environments and rebalancing in good market environments

STRATEGIC	BENCHMARK	TACTICAL
60% global equity	ACWI	40% – 80%
25% global fixed income	Global Aggregate	15% – 35%
10% alternatives	Libor+300bps	5% – 15%
5% cash	3 Month T-Bill	0% – 10%

This is a hypothetical illustration. Actual performance for an account may be materially lower or higher than the allocation illustrated above. Past performance does not guarantee future results. Indices are unmanaged and not available for direct investment.

9 Investment Management

CONSIDERATIONS:

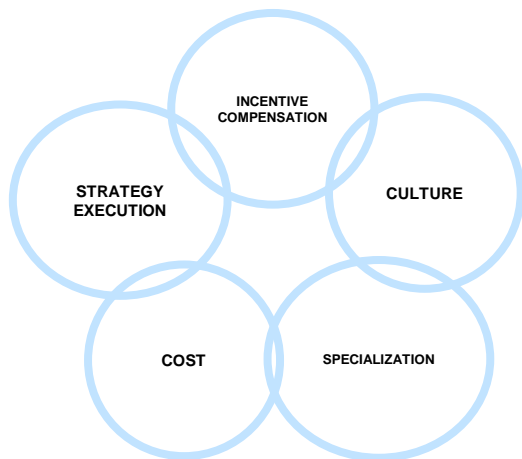
- What are the criteria for selecting investment advisers / managers?
- What are the duties and responsibilities of the advisers / managers?
- How will the investor monitor performance?

BEHAVIORAL BIAS:

- Chasing returns by favoring near term performance

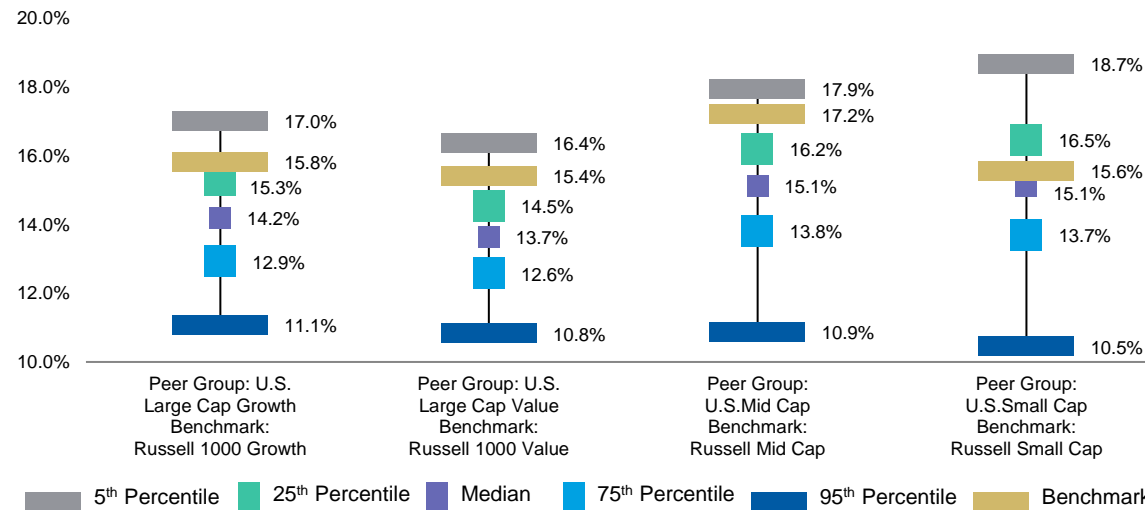
BEST PRACTICE:

- Utilizing managers with consistent long-term risk adjusted returns



Source: Morningstar

This is a hypothetical illustration and does not represent the performance of any specific investment. Actual performance in any peer group may be materially lower or higher than the allocation illustrated above. Past performance does not guarantee future results. Indices are unmanaged and not available for direct investment.



10 Monitoring and Review

CONSIDERATIONS:

- What are the duties and responsibilities of the investor and adviser?
- What is the frequency and means of communication between the investor and adviser?
- How will the investor and adviser monitor performance?

BEHAVIORAL BIAS:

- Neglecting to review portfolios in favorable return environments, and overreacting (making too many decisions) during less favorable environments

BEST PRACTICE:

- Re-examining your IPS at least once a year, or after any material change
 - Client (elements 1 – 7)
 - Adviser (elements 8 – 9)
 - Both (element 10)

Disclosures

This material is provided for informational purposes only and is not intended as an offer or solicitation with respect to the purchase or sale of any security or other financial instrument or to participate in any trading strategy. It does not provide individually tailored investment advice. It has been prepared without regard to the individual financial circumstances and objectives of persons who receive it. Information and data contained herein is from multiple sources considered to be reliable and Morgan Stanley Smith Barney LLC (“Morgan Stanley”) makes no representation as to the accuracy or completeness of the information or data from sources outside of Morgan Stanley.

Morgan Stanley Smith Barney LLC recommends that investors independently evaluate particular strategies and/or investments, and encourages investors to seek the advice of a Private Wealth Advisor. The appropriateness of a particular strategy and/or investment will depend upon an investor’s individual circumstances and objectives.

Investing in the market entails the risk of principal loss as well as market volatility. The value of all types of investments may increase or decrease over varying time periods.

Past performance is not a guarantee or indicative of future results.

The indices are unmanaged. An investor cannot invest directly in an index.

Asset allocation, diversification and rebalancing do not assure a profit or protect against loss. There may be a potential tax implication with a rebalancing strategy. Please consult your tax advisor before implementing such a strategy.

Equity securities may fluctuate in response to news on companies, industries, market conditions and general economic environment. Companies paying dividends can reduce or stop payouts at any time. International investing involves certain risks, such as currency fluctuations, economic instability and political developments.

Fixed Income investing entails credit risks and interest rate risks. When interest rates rise, bond prices generally fall. The market value of fixed income securities may fluctuate, and if sold prior to maturity, the price you receive may be more or less than the original purchase price or maturity value.

Interest on municipal bonds is generally exempt from federal income tax. However, some bonds may be subject to the alternative minimum tax (AMT). Typically, state tax-exemption applies if securities are issued within one’s state of residence and, local tax-exemption typically applies if securities are issued within one’s city of residence. The tax exempt status of municipal securities may be changed by legislative process, which could affect their value and marketability.

High yield fixed income securities, also known as “junk bonds”, are considered speculative, involve greater risk of default and tend to be more volatile than investment grade fixed income securities.

Investing in the securities of such companies and countries involves certain consideration not usually associated with investing in developed countries, including political and economic situations and instability, adverse diplomatic developments, price volatility, lack of liquidity and fluctuations in the currency exchange.

Morgan Stanley offers a wide array of brokerage and advisory services to its clients, each of which may create a different type of relationship with different obligations to the client. To understand these differences, please consult your Private Wealth Advisor or review our “Understanding Your Brokerage and Investment Advisory Relationships” brochure available at <https://www.morganstanley.com/wealth-relationshipwithms/pdfs/understandingyourrelationship.pdf>.

Disclosures

Tax laws are complex and subject to change. Morgan Stanley Smith Barney LLC (“Morgan Stanley”), its affiliates and Morgan Stanley Financial Advisors and Private Wealth Advisors do not provide tax or legal advice, are not “fiduciaries” (under the Investment Advisers Act of 1940, ERISA, the Internal Revenue Code or otherwise) with respect to the services or activities described herein except as otherwise provided in writing by Morgan Stanley and/or as described at www.morganstanley.com/disclosures/dol. Individuals are encouraged to consult their tax or legal advisors (a) before establishing a retirement plan or account, and (b) regarding any potential tax, ERISA and related consequences of any investments made under such plan or account, and (c) consult their tax advisor for matters involving taxation and tax planning and their attorney for matters involving trust and estate planning, charitable giving, philanthropic planning and other legal matters.

The term “Family Office Resources” is being used as a term of art and not to imply that Morgan Stanley and/or its employees are acting as a family office pursuant to Investment Advisers Act of 1940.

© 2022 Morgan Stanley Private Wealth Management, a division of Morgan Stanley Smith Barney LLC. Member SIPC

CRC 4959545 12/2022