

Wealth Management Perspectives



Alternative Investments – Contents

Introducing Morgan Stanley Alternative Investments

Investment Solutions:

Our Unique Alternative Investments Platform

Global Investment Committee:

Strategic Asset Allocation

Global Investment Manager Analysis (GIMA) Team:

Rigorous Investment and Operational Due Diligence

Alternative Investments Strategies

GIMA Alternative Investments Themes

Alternative Investments Eligibility

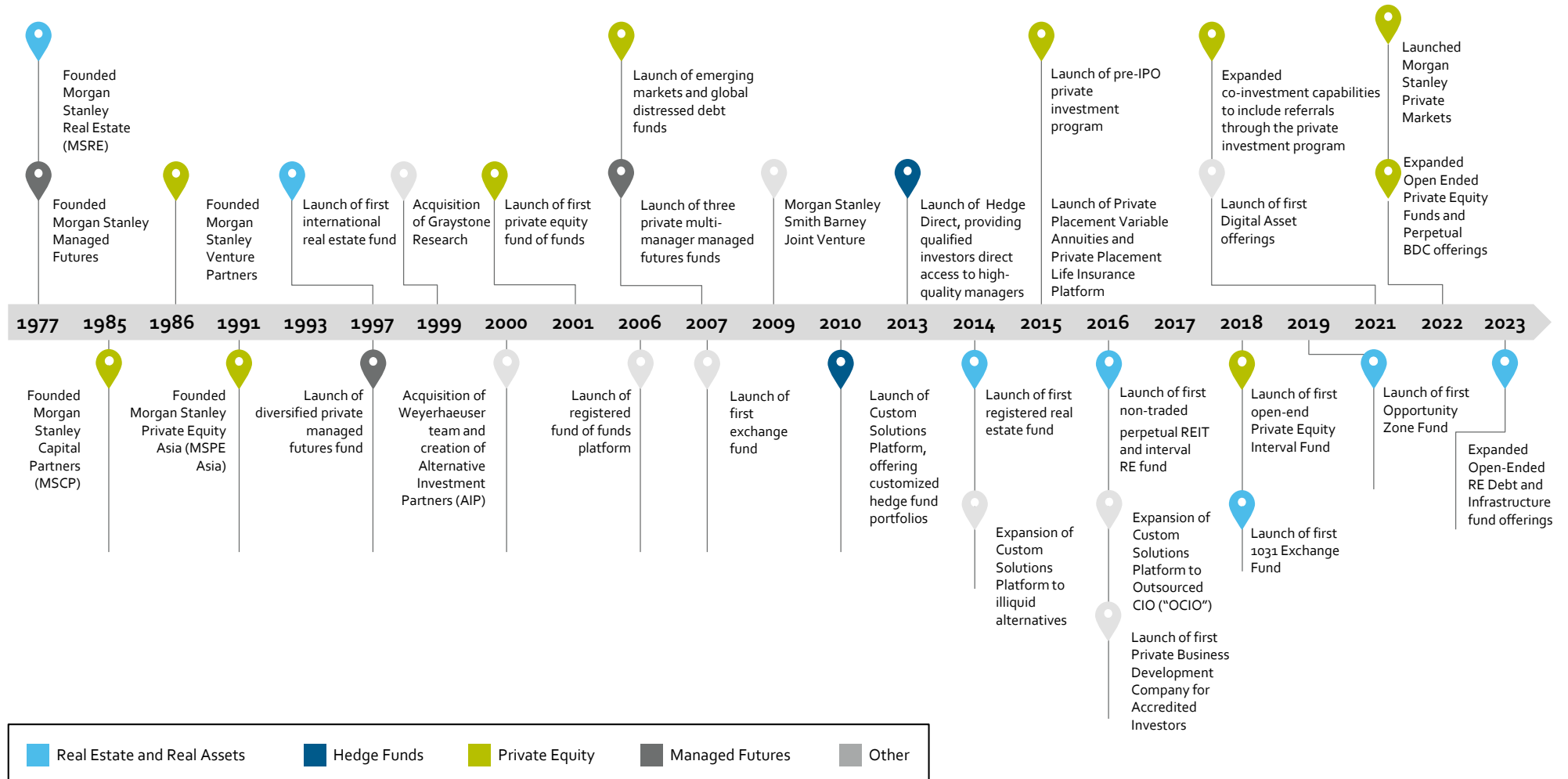
Platforms:

Private Equity	Hedge Funds / Funds of Funds
Private Credit	Managed Futures
Real Estate / Real Assets	Exchange Funds
Private Placement Variable Annuities (PPVA) and Private Placement Life Insurance (PPLI)	

Alternative Investments are not appropriate for all investors and are only available to qualified investors. Past performance is no guarantee of future results. Estimates of future performance are based on assumptions that may not be realized. This material is not a solicitation of any offer to buy or sell any security or other financial instrument or to participate in any trading strategy. Please refer to important information, disclosures and qualifications at the end of this material.

Our Commitment to Alternative Investments

Morgan Stanley launched its alternative investment business in 1977 with the founding of Morgan Stanley Real Estate and Morgan Stanley Managed Futures. Today, the firm is a global leader in alternative investments, offering a comprehensive suite of products that encompasses both proprietary and third-party managers.



Alternative Investments are not appropriate for all investors and are only available to qualified investors. Past performance is no guarantee of future results. Estimates of future performance are based on assumptions that may not be realized. This material is not a solicitation of any offer to buy or sell any security or other financial instrument or to participate in any trading strategy. Please refer to important information, disclosures and qualifications at the end of this material.

An Industry-Leading Alternative Investments Platform

Our comprehensive strategies, diverse talent and global resources enable us to offer investment opportunities that may help qualified investors enhance returns, reduce volatility, manage taxes and generate income

- **45+ years of experience in alternative investments** with relationships with some of the most difficult-to-access managers
- **A curated platform of alternative investment offerings** spanning a broad range of vehicles across the liquidity spectrum, including private equity, private credit, real assets, hedge funds and more
- **Invest directly in private companies** through Morgan Stanley's Private Markets platform
- **First look and exclusive access to funds** that may otherwise only be available to institutional investors
- **Generally lower investment minimums and institutional-level pricing** negotiated across asset classes
- **Comprehensive and rigorous due diligence process** driven by qualitative and quantitative frameworks and overseen by a committee of senior investment, risk, legal, and compliance professionals



1. Morgan Stanley Wealth Management Alternative Investments Group. As of September 30, 2024.

2. Examples of more accessible offerings include Non-Traded Real Estate Investment Trusts, Registered Funds of Hedge Funds, Registered Single Manager Hedge Funds, Registered Private Equity Funds, Registered or Private Real Asset Funds, Private Business Development Companies and Managed Futures.

3. Morgan Stanley Wealth Management Alternative Investments Group. As of September 30, 2024. For Qualified Purchaser offerings available broadly on the platform (excluding democratized funds).

4. Morgan Stanley Global Investment Manager Analysis team. As of September 30, 2024. Includes offerings available broadly on the platform. A majority of investments reviewed and selected by GIMA pay or cause to be paid an ongoing fee to Morgan Stanley Wealth Management (MSWM) in connection with MSWM clients that purchase such investments. Please see the disclosures at the end of this presentation for more information.

5. Morgan Stanley Wealth Management Alternative Investments Group. As of September 30, 2024.

Alternative Investments are not appropriate for all investors and are only available to qualified investors. Past performance is no guarantee of future results. Estimates of future performance are based on assumptions that may not be realized. This material is not a solicitation of any offer to buy or sell any security or other financial instrument or to participate in any trading strategy. Please refer to important information, disclosures and qualifications at the end of this material.

Innovative Strategies to Help Achieve Your Goals

The power of alternative investments derives from their versatility to offer innovative strategies that align with sophisticated investors' financial goals. Across the variety of available strategies, these can be organized into four core solutions.

Income Generation

Products that seek higher returns/yield and lower volatility versus traditional fixed income investments, with potential for low correlation to stocks and bonds, a reliable current income stream and an inflation hedge

- Non-Traded REITs
- Private Credit
 - Business Development Companies
 - Direct Lending
 - Opportunistic Strategies
- Private Real Estate Funds / Infrastructure

Tax Advantages

Products designed to alleviate yearly tax liability, defer payment of capital gains, harness tax-managed structures or offer a step up in basis and tax advantaged income

- Private Placement Variable Annuities
- Private Placement Life Insurance
- 1031 Exchange Funds
- Equity Exchange Funds
- Qualified Opportunity Zone Funds

Portfolio Diversification

Products that strive to maintain low correlations with traditional equity markets, with potential for lower portfolio volatility, increased risk-adjusted returns and reduced reliance on any one company, sector, country, etc.

- Absolute Return Hedge Fund Strategies
- Equity Long/Short Funds
- Funds of Hedge Funds
- Relative Value Hedge Funds
- Infrastructure

Growth Orientation

Products that aim to generate excess returns and provide clients with incremental upside potential, wealth accumulation strategies or seek to take advantage of the "illiquidity premium" of private markets

- Private Equity
 - Venture Capital
 - Growth Equity
 - Leveraged Buyout
 - Secondaries & Co-Investments
- Equity Long/Short Funds

Alternative Investments:
4 Core Solutions

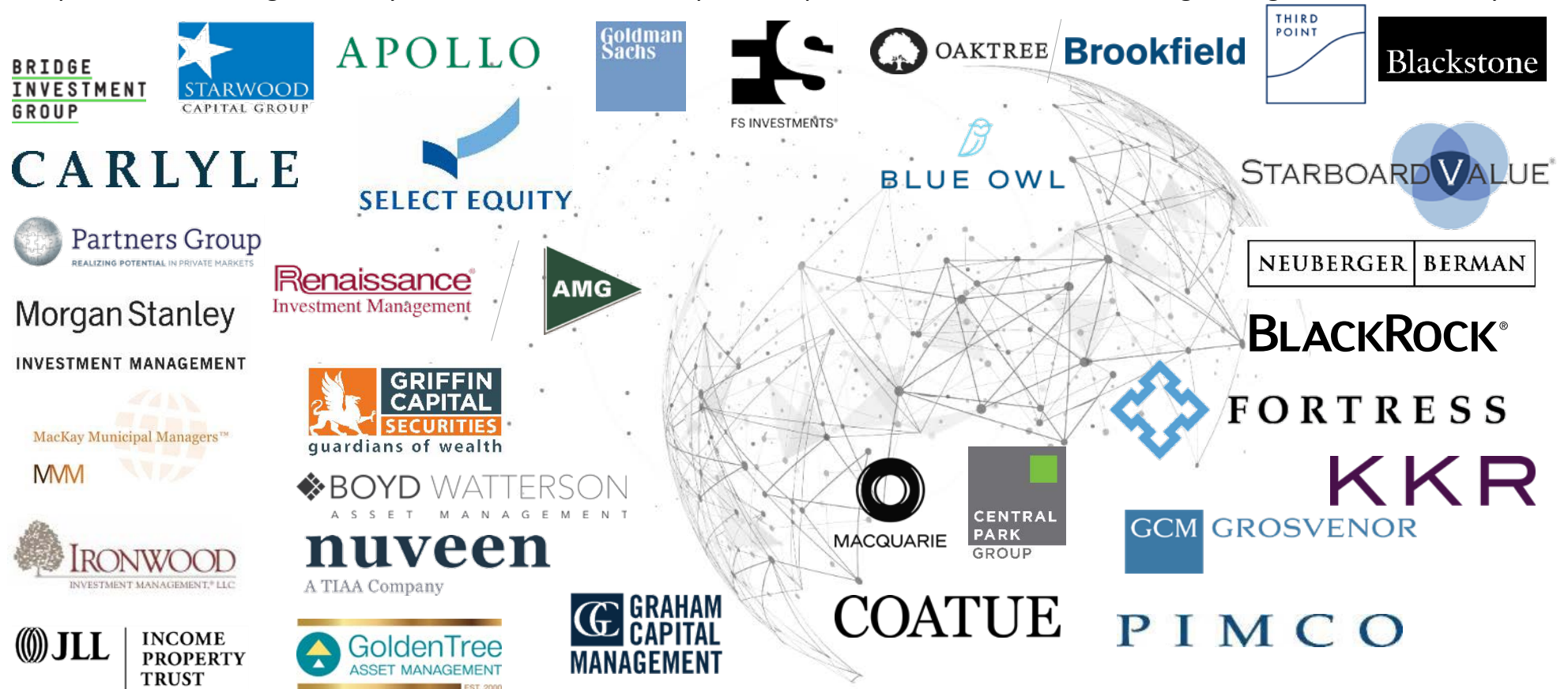
Source: Morgan Stanley Wealth Management Alternative Investments Group.

Alternative Investments are not appropriate for all investors and are only available to qualified investors. Past performance is no guarantee of future results. Estimates of future performance are based on assumptions that may not be realized. This material is not a solicitation of any offer to buy or sell any security or other financial instrument or to participate in any trading strategy. Please refer to important information, disclosures and qualifications at the end of this material.

A Strong Network of Alternative Investment Managers

Morgan Stanley has extensive experience in the alternative investments industry through a strong commitment to managing alternative investment strategies across an established global network.

The power of the Morgan Stanley Alternative Investments platform provides clients access to leading managers¹ in the industry.



1. Above is a sample of the managers that may be available on our platform and is subject to change, the managers represent a subset of active fund manager relationships based on broad availability of GIMA approved funds and assets under management on our platform. While access to the managers identified above has been offered through our platform in the past, and we expect to continue to offer access in the future, at any given time a manager may not have a product or service available for investment through our platform.

MMM and MacKay Municipal Managers are trademarks of MacKay Shields LLC. ©2023, MacKay Shields LLC. All Rights Reserved.

Alternative Investments are not appropriate for all investors and are only available to qualified investors. Past performance is no guarantee of future results. Estimates of future performance are based on assumptions that may not be realized. This material is not a solicitation of any offer to buy or sell any security or other financial instrument or to participate in any trading strategy. Please refer to important information, disclosures and qualifications at the end of this material.

A Comprehensive Alternative Investments Platform

Qualified investors benefit from a **robust selection of 220+ alternative offerings** representing a broad range of vehicles across the liquidity spectrum, with access to exclusive funds, often at lower investment minimums.

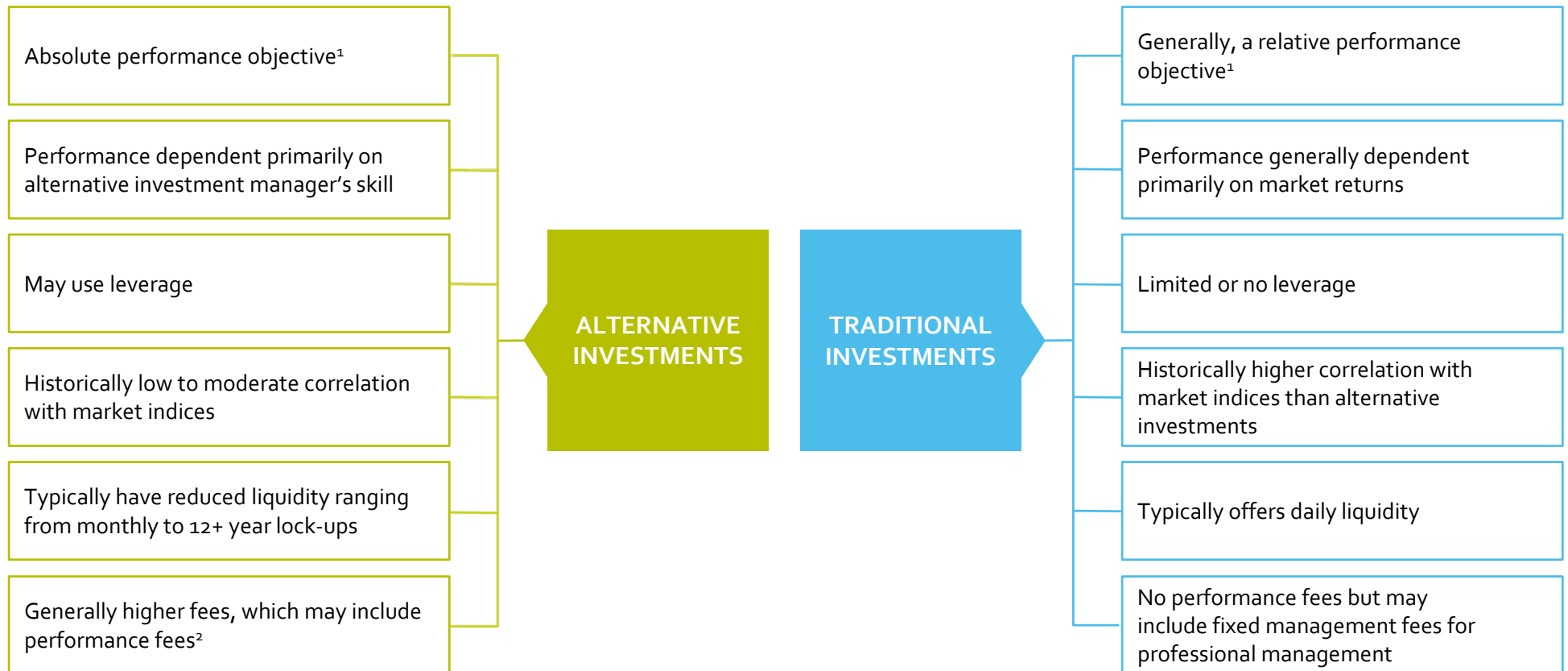


Illustrative number of funds open for investment on an annual basis and subject to change.

Alternative Investments are not appropriate for all investors and are only available to qualified investors. Past performance is no guarantee of future results. Estimates of future performance are based on assumptions that may not be realized. This material is not a solicitation of any offer to buy or sell any security or other financial instrument or to participate in any trading strategy. Please refer to important information, disclosures and qualifications at the end of this material.

Alternative Investments Differ from Traditional Investments

Alternative investments describe a spectrum of strategies that cannot be accessed through traditional fixed income and equity markets. These strategies have the potential to help lower volatility and increase diversification in clients' portfolios.



Source: Morgan Stanley Wealth Management Global Investment Committee. Not all strategies may adhere to characteristics specified above.

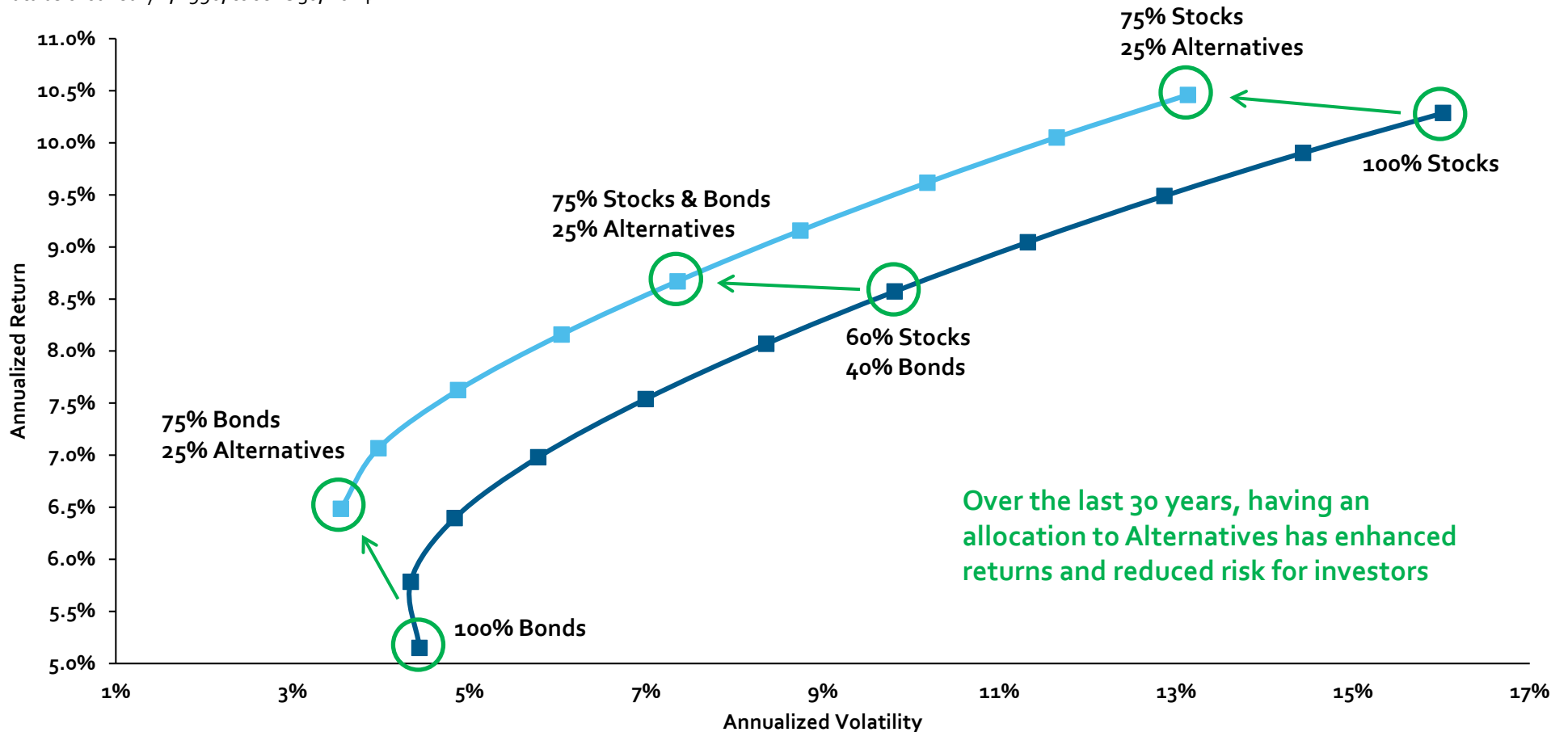
1. There is no guarantee that these objectives will be met.
2. Generally includes fees such as management and performance fees for professional management.

Alternative Investments are not appropriate for all investors and are only available to qualified investors. Past performance is no guarantee of future results. Estimates of future performance are based on assumptions that may not be realized. This material is not a solicitation of any offer to buy or sell any security or other financial instrument or to participate in any trading strategy. Please refer to important information, disclosures and qualifications at the end of this material.

Adding Alternatives Exposure to a Portfolio May Reduce Volatility and Potentially Increase Returns

Risk and Return Trade-Off With and Without Alternatives

Data as of January 1, 1990, to June 30, 2024



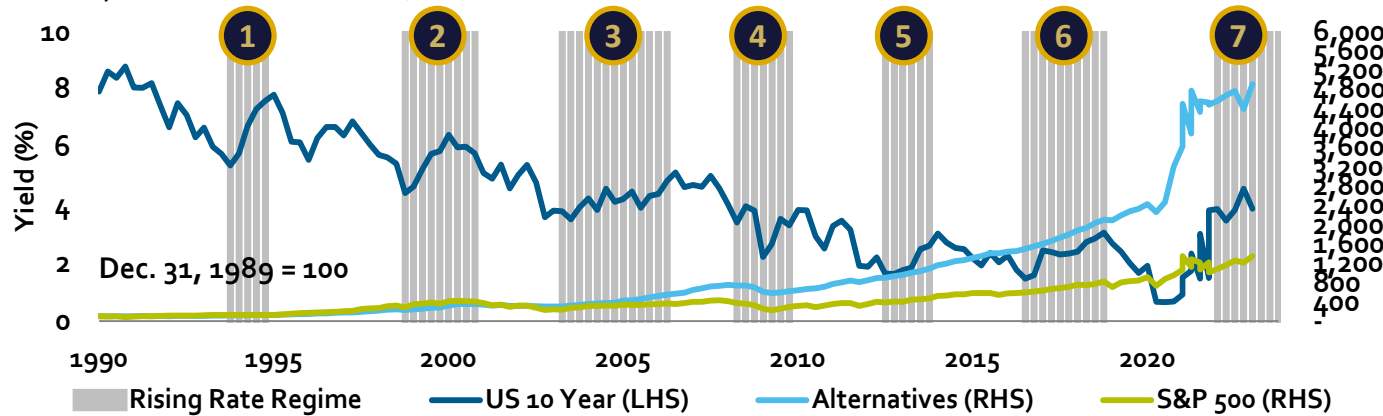
Source: Bloomberg, Morgan Stanley Wealth Management Global Investment Office, Private Equity Index Data: The Cambridge Associates Private Equity Index tracks the returns of a variety of private equity strategies, including buyout, control-oriented distressed, growth equity, energy, upstream energy and royalties, and venture capital. The data is updated quarterly using the Cambridge Associates Benchmark Calculator, with a lag of several months. Private equity returns are net to limited partners. Stocks are represented by the S&P 500 Total Return Index. Bonds are represented by Bloomberg US Aggregate. Alternatives Investment are composed of 16.6% Equity Hedge (HFRI Equity Hedge Index), 16.6% Equity Neutral (HFRI Equity Market Neutral Index), 33% Private Equity, and 33% Real Estate (National Council of Real Estate Investment Fiduciaries Property Index–NCREIF). Alternatives investments are not suitable for all investors.

Past performance is no guarantee of future results. Estimates of future performance are based on assumptions that may not be realized. This material is not a solicitation of any offer to buy or sell any security or other financial instrument or to participate in any trading strategy. Please refer to important information, disclosures and qualifications at the end of this material.

Alternative Investments Offer Diversification in Challenging Market Environments

Alternatives' Outperformance in Rising Rate Environments

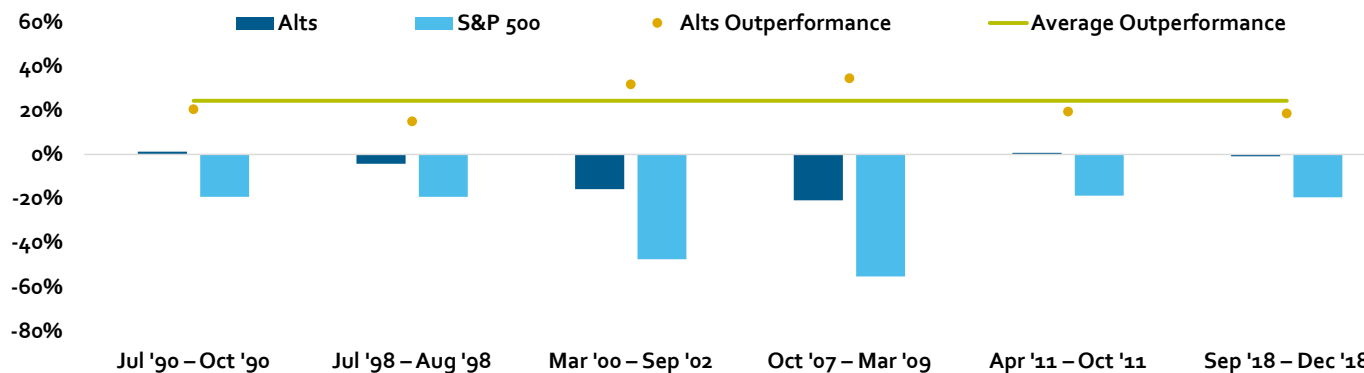
Quarterly Data as of December 31, 2023



**Avg. Alts
outperformance
in rising rate
environments** **+29%**

Alternatives' Outperformance in Equity Bear Markets

Historical Data 1980-2020; Last Update December 31, 2023



**Avg. Alts
outperformance
in equity bear
markets** **+24%**

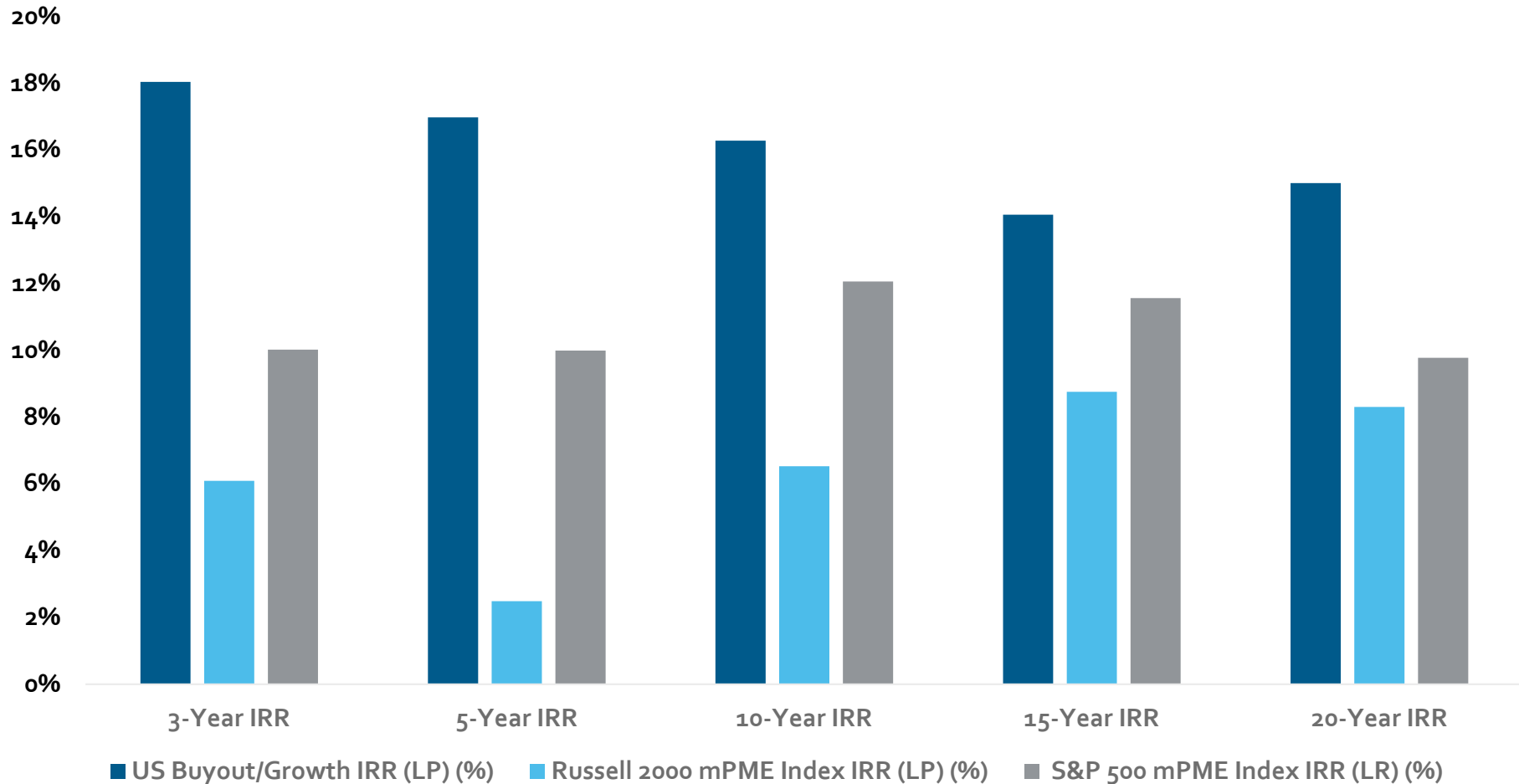
Source: Bloomberg; Morgan Stanley Wealth Management. Alternatives Investments are composed of 16.6% Equity Hedge (HFRI Equity Hedge Index), 16.6% Equity Neutral (HFRI Equity Market Neutral Index), 33% Private Equity, and 33% Real Estate (National Council of Real Estate Investment Fiduciaries Property Index –NCREIF). Performance illustrated does not reflect fees or expenses, actual investor returns would be lower if these were deducted.

Alternative Investments are not appropriate for all investors and are only available to qualified investors. Past performance is no guarantee of future results. Estimates of future performance are based on assumptions that may not be realized. This material is not a solicitation of any offer to buy or sell any security or other financial instrument or to participate in any trading strategy. Please refer to important information, disclosures and qualifications at the end of this material.

US Buyout/Growth Equity vs Comparable Public Market

Buyout/Growth Equity Performance is Strong Over Various Time Horizons

Data through March 31, 2024



Source: Cambridge Associates

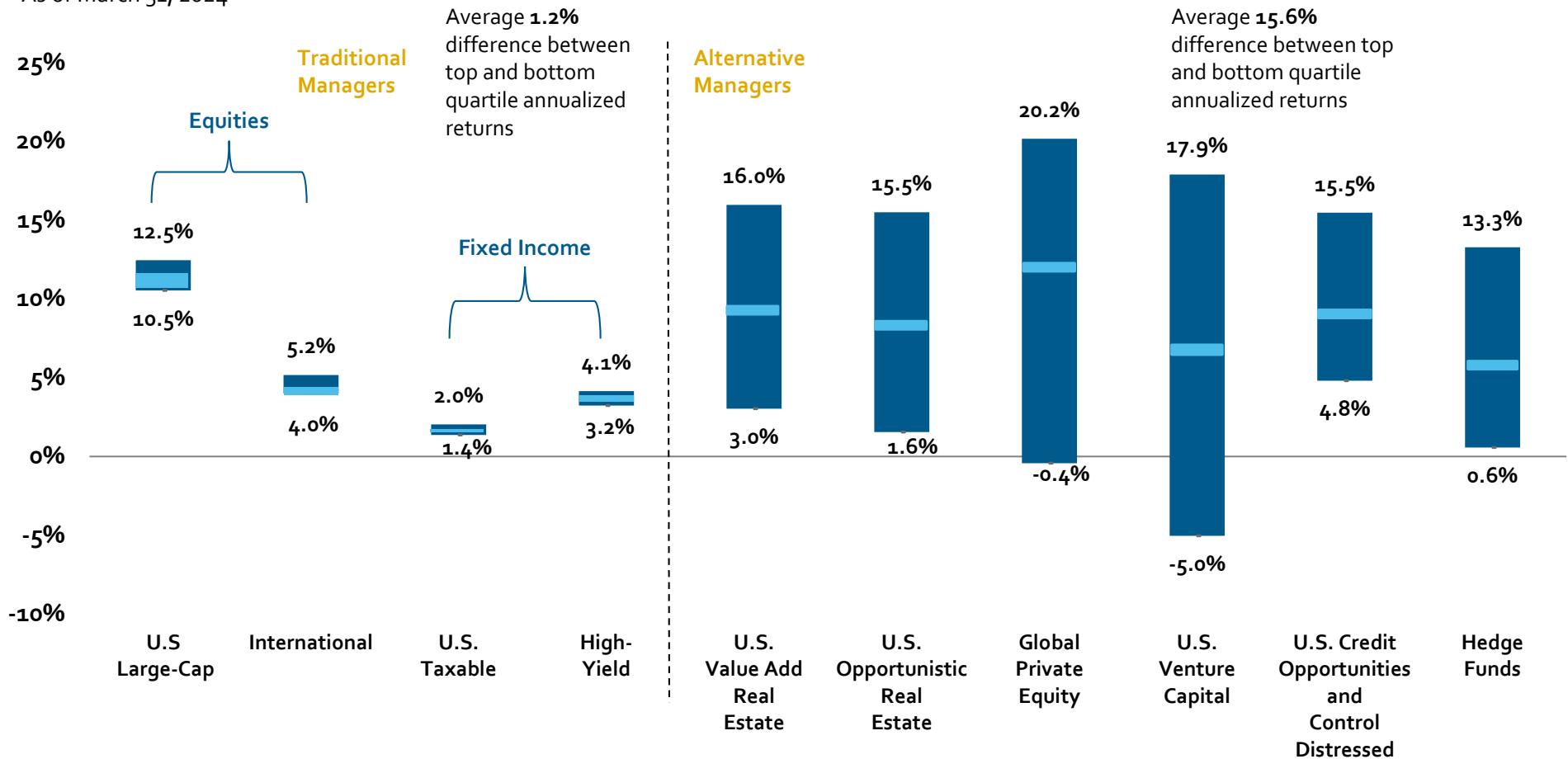
Note: mPME = modified public market equivalent

Past performance is no guarantee of future results. Estimates of future performance are based on assumptions that may not be realized. This material is not a solicitation of any offer to buy or sell any security or other financial instrument or to participate in any trading strategy. Please refer to important information, disclosures and qualifications at the end of this material.

The Importance of Manager Selection Across Asset Classes

Private and Public Manager Return Dispersion

Upper Quartile – Median – Lower Quartile based on 10-Year Annualized Returns
As of March 31, 2024



Source: Morning Star, NCREIF, Cambridge Associates, HFRI. Manager dispersion is based on 10-year annualized returns as March 31, 2024, for U.S. Large-Cap, International, U.S. Taxable, U.S. High-Yield, U.S. Core Real Estate U.S. Non-Core Real Estate, Global Private Equity (consists of buyout and growth equity), U.S. Venture Capital, U.S. Credit Opportunities and Control Distressed and Hedge Funds

Alternative Investments are not appropriate for all investors and are only available to qualified investors. Past performance is no guarantee of future results. Estimates of future performance are based on assumptions that may not be realized. This material is not a solicitation of any offer to buy or sell any security or other financial instrument or to participate in any trading strategy. Please refer to important information, disclosures and qualifications at the end of this material.

Global Investment Committee: Alternative Investment Strategic Asset Allocation

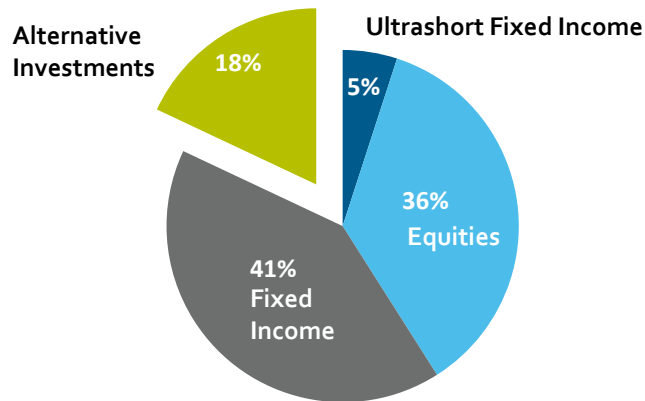
The Morgan Stanley Wealth Management Global Investment Committee (GIC) continually monitors developing economic and market conditions, reviews tactical outlooks, recommends model portfolio weightings, and also produces a suite of strategy, analysis, commentary, other reports and broadcasts

Depending on investor risk tolerance and net worth, the GIC may recommend a certain allocation to alternative investments to gain additional benefits of diversification. These guidelines serve as one source for your Financial Advisor’s or Private Wealth Advisor’s asset allocation advice

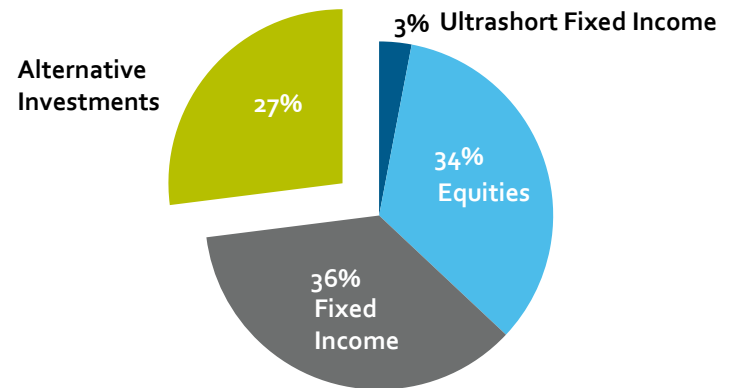
Ask your Financial Advisor or Private Wealth Advisor for more details and current allocation models at the time you are making your investment decisions

PORTFOLIO DIVERSIFICATION: GLOBAL INVESTMENT COMMITTEE STRATEGIC ASSET ALLOCATION¹

Level 1: Traditional Assets + Real Assets + Hedged Strategies



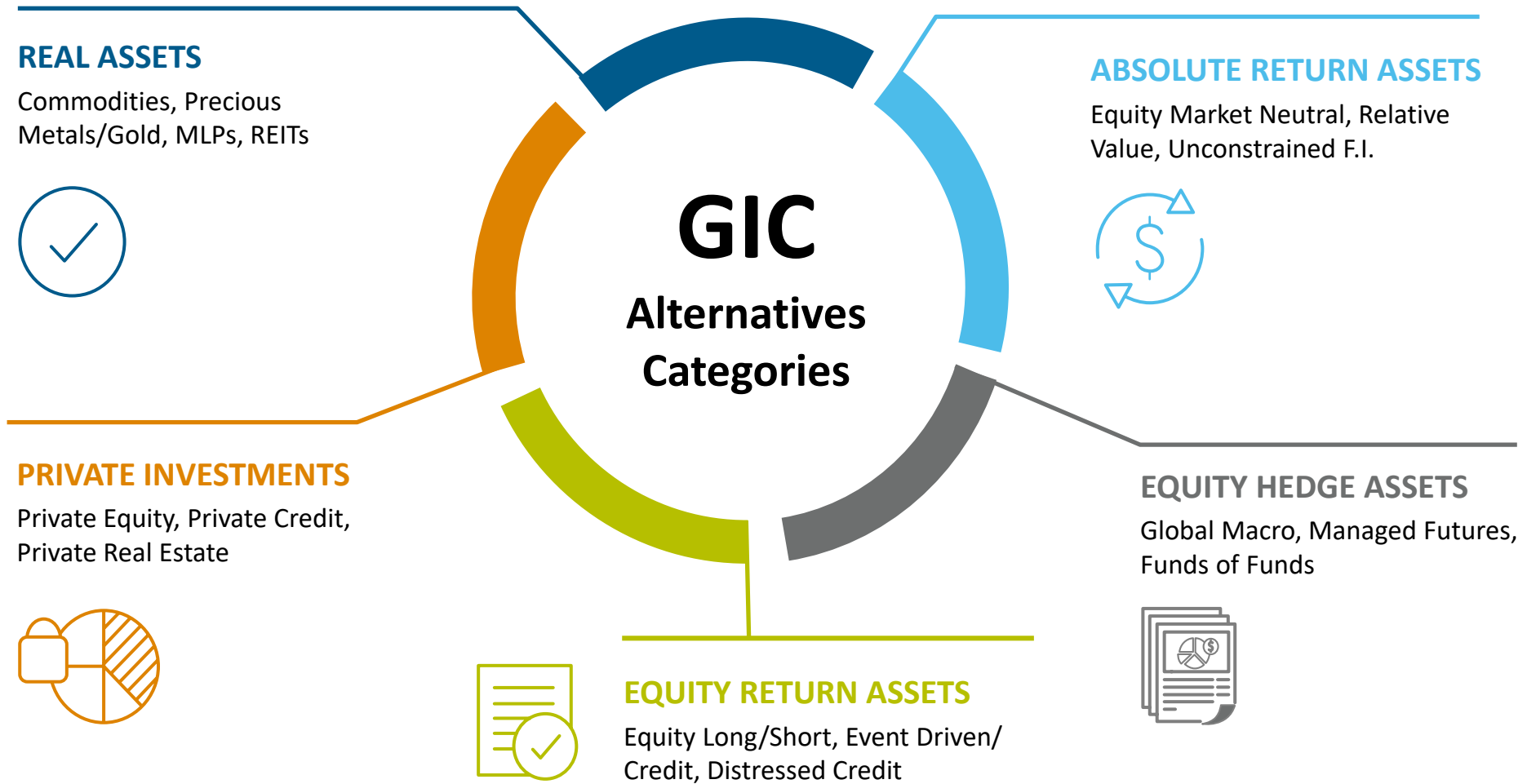
Level 2: Traditional Assets + Alternative Investments, Including Private Investments (>\$10MM in investable assets)



Morgan Stanley Wealth Management Global Investment Office. Last change to Strategic Asset Allocations: March 27, 2024. Please note there are five asset allocation models ranging from conservative to aggressive (Model 1: Wealth Conservation; Model 2: Income; Model 3: Balanced Growth; Model 4: Market Growth; Model 5: Opportunistic Growth). Strategic asset allocation models shown here are based on Model 3: Balanced Growth. Level 1 alternative investments strategic asset allocation ranges from 12 – 24%; Level 2 alternative investments strategic asset allocation for clients with >\$10MM in investable assets ranges from 17 – 29%. The asset allocation models are subject to change from time to time. The GIC defines alternative investments as the following: REITS, Commodities, Master Limited Partnerships, Hedged Strategies (which include Traditional and 40 Act Alternative Investments, including: Hedge Funds, Funds of Funds, Alternative Mutual Funds), Managed Futures, Private Real Estate and Private Equity. For illustrative purposes only. This does not represent individually tailored investment advice. Actual client portfolio will vary based on individual circumstances.

Alternative Investments are not appropriate for all investors and are only available to qualified investors. Past performance is no guarantee of future results. Estimates of future performance are based on assumptions that may not be realized. This material is not a solicitation of any offer to buy or sell any security or other financial instrument or to participate in any trading strategy. Please refer to important information, disclosures and qualifications at the end of this material.

The Global Investment Committee (GIC) Categorizes Alternative Investments into Five Buckets



Alternative Investments are not appropriate for all investors and are only available to qualified investors. Past performance is no guarantee of future results. Estimates of future performance are based on assumptions that may not be realized. This material is not a solicitation of any offer to buy or sell any security or other financial instrument or to participate in any trading strategy. Please refer to important information, disclosures and qualifications at the end of this material.

What is Global Investment Manager Analysis (GIMA)?

GIMA engages with a broad array of investment managers to identify high-quality strategies for your portfolio.



- **~65** investment professionals dedicated to manager analysis
- Average industry experience of **~16** years within traditional long-only and alternative investment products
- Team reviews and monitors a broad universe of traditional and alternative investment products that are offered at Morgan Stanley

Traditional Team Provides Advice On:

- Mutual Funds
- Offshore Mutual Funds
- Exchange-Traded Funds (ETFs)
- Separately Managed Accounts
- Collective Investment Trusts

Alternatives Team¹ Provides Advice On:

- Alternative Mutual Funds
- Hedge Funds
- Funds of Hedge Funds
- Real Assets
- Managed Futures
- Exchange Funds
- Private Equity, Private Credit and Private Real Estate

Includes dedicated team of operational due diligence professionals

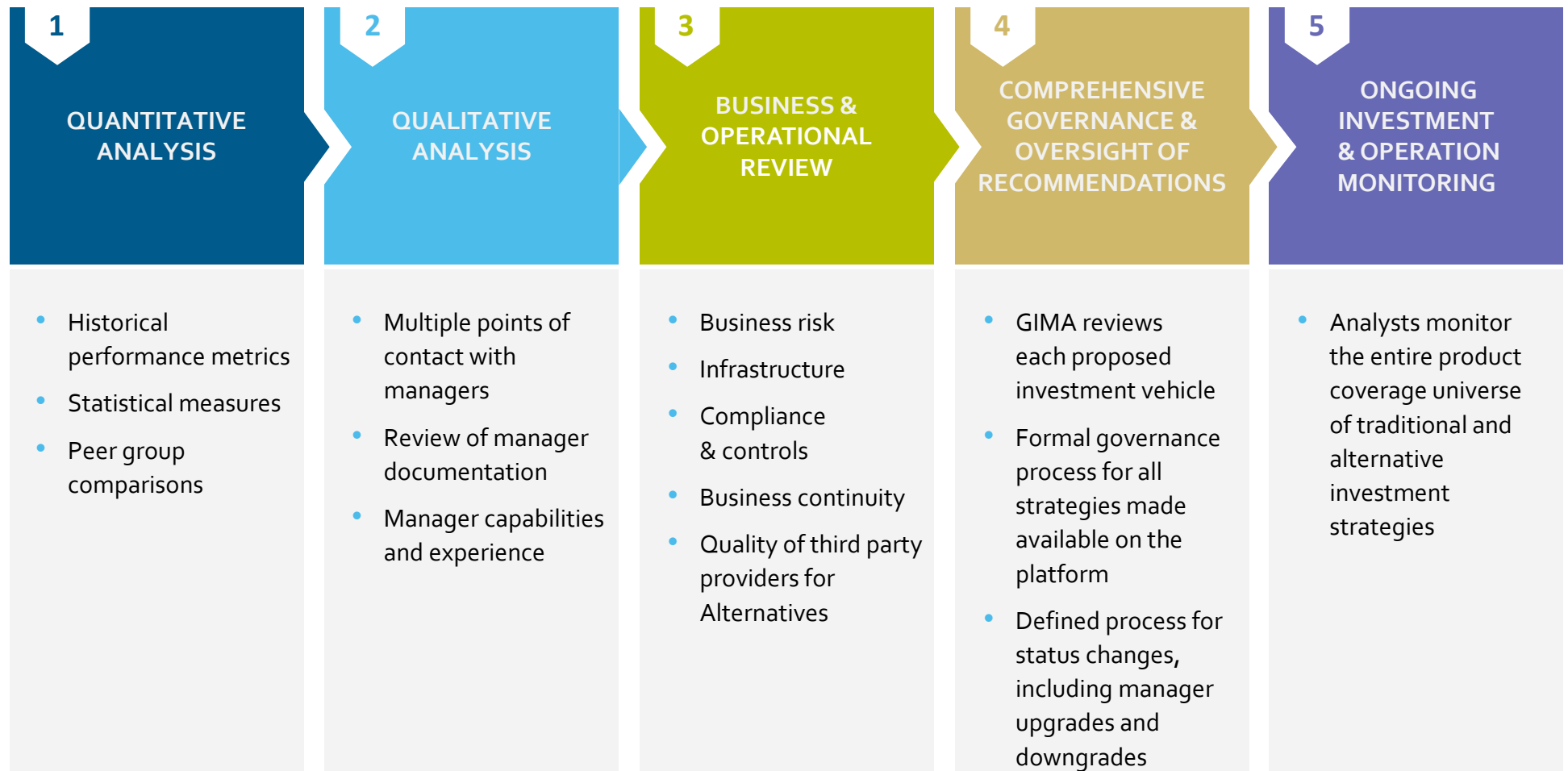
All information as of June 30, 2024, and subject to change.

1. GIMA can leverage analysts focused on single-manager hedge funds from within the Morgan Stanley Investment Management group.

Alternative Investments are not appropriate for all investors and are only available to qualified investors. Past performance is no guarantee of future results. Estimates of future performance are based on assumptions that may not be realized. This material is not a solicitation of any offer to buy or sell any security or other financial instrument or to participate in any trading strategy. Please refer to important information, disclosures and qualifications at the end of this material.

The GIMA Team Utilizes a Robust Alternative Investments Due Diligence Process

The Global Investment Manager Analysis (GIMA) team, a leader in manager analysis, applies a common framework in its review of all investment products under consideration.



Alternative Investments are not appropriate for all investors and are only available to qualified investors. Past performance is no guarantee of future results. Estimates of future performance are based on assumptions that may not be realized. This material is not a solicitation of any offer to buy or sell any security or other financial instrument or to participate in any trading strategy. Please refer to important information, disclosures and qualifications at the end of this material.

Alternative Investment Manager Due Diligence at Morgan Stanley

The Global Investment Manager Analysis (GIMA) team engages with a broad array of investment managers to identify high-quality strategies for your portfolio. Before managers are selected for inclusion on the platform, GIMA employs a thorough and rigorous due diligence process.

IDENTIFYING HIGH-QUALITY MANAGERS

~35 investment and operational due diligence analysts provide product-agnostic advice

Decisions are governed by experienced committee(s)

Funds are continuously evaluated to reaffirm manager conviction

RIGOROUS MANAGER ANALYSIS



~7% OF FUNDS REVIEWED ANNUALLY MEET OUR HIGHEST STANDARDS

220+ ALTERNATIVE FUNDS OPEN FOR INVESTMENT

Source: Morgan Stanley Wealth Management Global Investment Manager Analysis. As of September 30, 2024.

Includes offerings available broadly on the platform. A majority of investments reviewed and selected by GIMA pay or cause to be paid an ongoing fee to Morgan Stanley Wealth Management in connection with Morgan Stanley Wealth Management clients that purchase such investments. Please see the disclosures at the end of this presentation for more information.

Alternative Investments are not appropriate for all investors and are only available to qualified investors. Past performance is no guarantee of future results. Estimates of future performance are based on assumptions that may not be realized. This material is not a solicitation of any offer to buy or sell any security or other financial instrument or to participate in any trading strategy. Please refer to important information, disclosures and qualifications at the end of this material.

2024 GIMA Alternative Investments Themes

THEME	IMPLEMENTATION	KEY RATIONALE
Higher For Longer Rates = Recipe for Stress	<ul style="list-style-type: none"> Capital Solutions and Special Situations Private Credit Distressed Real Estate 	Expectations for higher-for-longer rates, combined with the higher cost of capital environment and wall of debt maturities, will create strain for certain corporate and real estate borrowers. Opportunistic credit managers who can act as capital solutions providers to stressed borrowers should be well positioned to take advantage in a slowing economy.
Private Lending: An Equity and Income Alternative	<ul style="list-style-type: none"> Direct Lending Asset-Based Lending Real Estate Debt 	With tighter credit availability and expected regulatory changes in the banking sector, GIMA believes private lenders are well-positioned to continue delivering attractive income to investors, with the potential to outperform the broadly syndicated loan market in a higher interest rate environment. Private asset based and real estate-lending strategies may provide stable cash flows backed by diversified pools of hard and financial assets.
The Secondary Market: A One-Stop-Shop for Value and Liquidity	<ul style="list-style-type: none"> Private Investment Secondaries 	Given the public market volatility, macroeconomic uncertainty and a muted exit environment for private investments, GIMA believes secondary funds are well situated to take advantage of the current opportunity set derived from both LP-led and GP-led transactions as GPs look to hold onto prized assets and LPs look to create liquidity in an illiquid market where capital markets activity remains subdued.
Private Infrastructure: Playing both Secular and Cyclical Trends	<ul style="list-style-type: none"> Private Infrastructure Generational Opportunities in Infrastructure and Green Energy 	Private infrastructure is presenting both a secular and cyclical opportunity to position portfolios for both growth and defensiveness. Infrastructure can act as both a diversifier with stable cash flows and an inflation hedge, while taking advantage of growth opportunities in energy transition and data centers.
Health Care Hat Trick: Trifecta of Growth, Diversification and Defensiveness	<ul style="list-style-type: none"> Health Care Private Equity 	The health care sector is benefitting from constructive secular dynamics as biological and technological advances stimulate innovation in the space. GIMA believes health care focused funds are positioned to capitalize on the continued disruption and innovation in the space.
Seek Alpha Opportunities in Potentially Rangebound Equity Markets	<ul style="list-style-type: none"> Alpha-Driven, Absolute Return Hedge Funds Macro Hedge Funds Offer Potential "Diversification" and "Crisis Alpha" Call-Writing Option Overlay 	As the reality of higher-for-longer interest rates sets in, equity markets may be challenged to repeat the low-rate-driven bull runs of recent years. Select alternative strategies may be well-positioned to capitalize on higher dispersion, generating alpha regardless of overall market direction. This includes Relative Value and Call-Writing Option Overlay strategies. Macro investing can serve as a valuable tool in improving the overall risk and return profile of a given portfolio due to historical positive returns on average as well as its low correlation with stocks and bonds.

Source: Morgan Stanley Wealth Management Global Investment Manager Analysis (GIMA). Alpha is the excess return of an investment relative to the return of a benchmark index.

Alternative Investments are not appropriate for all investors and are only available to qualified investors. Past performance is no guarantee of future results. Estimates of future performance are based on assumptions that may not be realized. This material is not a solicitation of any offer to buy or sell any security or other financial instrument or to participate in any trading strategy. Please refer to important information, disclosures and qualifications at the end of this material.

Alternative Investments Strategies in Development – 3Q 2024

Private Credit Open-End Direct Lending	"All weather" approach focused on aligning with companies, sponsors and owners and using structuring creativity and capital base to create bespoke financial institutions.	Private Equity Open-End Private Equity	Diversified core PE portfolio with a predominant tilt to secondaries (both traditional and GP-led) with additional exposure to primary commitments, structured solutions, and direct investments.
Private Credit Open-End Asset Based Lending	Semi-liquid, turnkey solution that provides investors access to high-quality, asset-backed instruments across a diverse range of sectors; specifically, providing yield in excess of publicly traded credit of comparable quality. Seeks to generate a stable and consistent net distribution yield by targeting directly originated, investment grade opportunities.	Private Equity Open-End Secondaries	The Fund's investment objective is to seek long-term capital appreciation by acquiring interests in Secondary Funds and, to a lesser extent, Primary Funds and Co-Investments. The Fund has the flexibility to invest in Private Assets across asset types, including but not limited to buyout, growth, venture, credit, mezzanine, infrastructure, energy and other real assets (i.e., assets that have physical properties, such as natural resources, infrastructure and commodities).
Private Credit Growth Lending	Investing primarily in North American, private growth-stage companies in the technology, health care, consumer and digital media sectors. Assets sourced are typically senior secured notes with material contribution from equity warrant structures.	Private Credit Music Royalties	Invests in copyrights/musicians to build portfolio of 'iconic assets.'
Real Estate Opportunistic Real Estate Debt	U.S. commercial real estate credit strategy focused on office. Taking advantage of dislocations across capital markets as regional bank lending has ceased and office valuations at bottom. Disciplined focus on high-quality properties and locations. Loan purchases, new loan originations, and rescue financing transactions focused on senior loans.	Private Equity GP Stakes	Focusing on firms that have initially sold their stakes but are looking for liquidity. Focused on deals that are de-risked, have the ability to move quickly and buy at a discount.
Real Estate Opportunistic / Distressed Real Estate	Real estate strategy focused on distressed opportunities. Mix of asset classes in portfolio, with office and multi-family poised for distressed opportunities.	Private Equity VC FoF	Seeking access to best Venture managers. Venture-only and Venture and Growth strategies.
Real Estate Real Estate Secondaries	GP-led real estate secondary transactions and recapitalizations through equity and preferred equity investments with the aim to obtain control-oriented positions in real estate portfolios.	Private Equity Buyout	Focused on industries that are large, complex and resilient through economic cycles and global disruptions. Industries consist of Aerospace & Defense / National Security, Healthcare, Education, Sustainability & Infrastructure.
Private Credit Private Credit Secondaries	Credit secondaries strategy with a more even mix between LP-led and GP-led secondaries investing exclusively in the corporate credit space with senior debt, junior debt, and equity investments.	Private Equity Co-Investment	Targets small to mid-market buyout, 12-18 deals per year. Focuses on companies experiencing growth, dislocation, and change. Portfolio construction and management will be similar to prior fund.
		Real Estate Open-End Real Estate Credit	Non-traded, privately placed, continuously offered tax-advantaged REIT with monthly liquidity, distributions and subscriptions. Primarily directly originated senior and mezzanine real estate credit.
		Real Estate NTR (Open-End)	Invests in single tenant net lease assets in a REIT, using transactions such as lease and credit arbitrage.

GIMA 2024 ALTERNATIVE INVESTMENTS THEMES



As of July 2024. The information above is provided for illustrative purposes only. The strategies mentioned are at various stages of development and subject to further consideration and approvals. No assurance can be given that the strategies noted will result in a product offering, that any product offered will use the strategy in the manner described, be available on the dates shown, or available to all clients. Please ask your Financial Advisor or Private Wealth Advisor for more detail on client eligibility to purchase alternative investments.

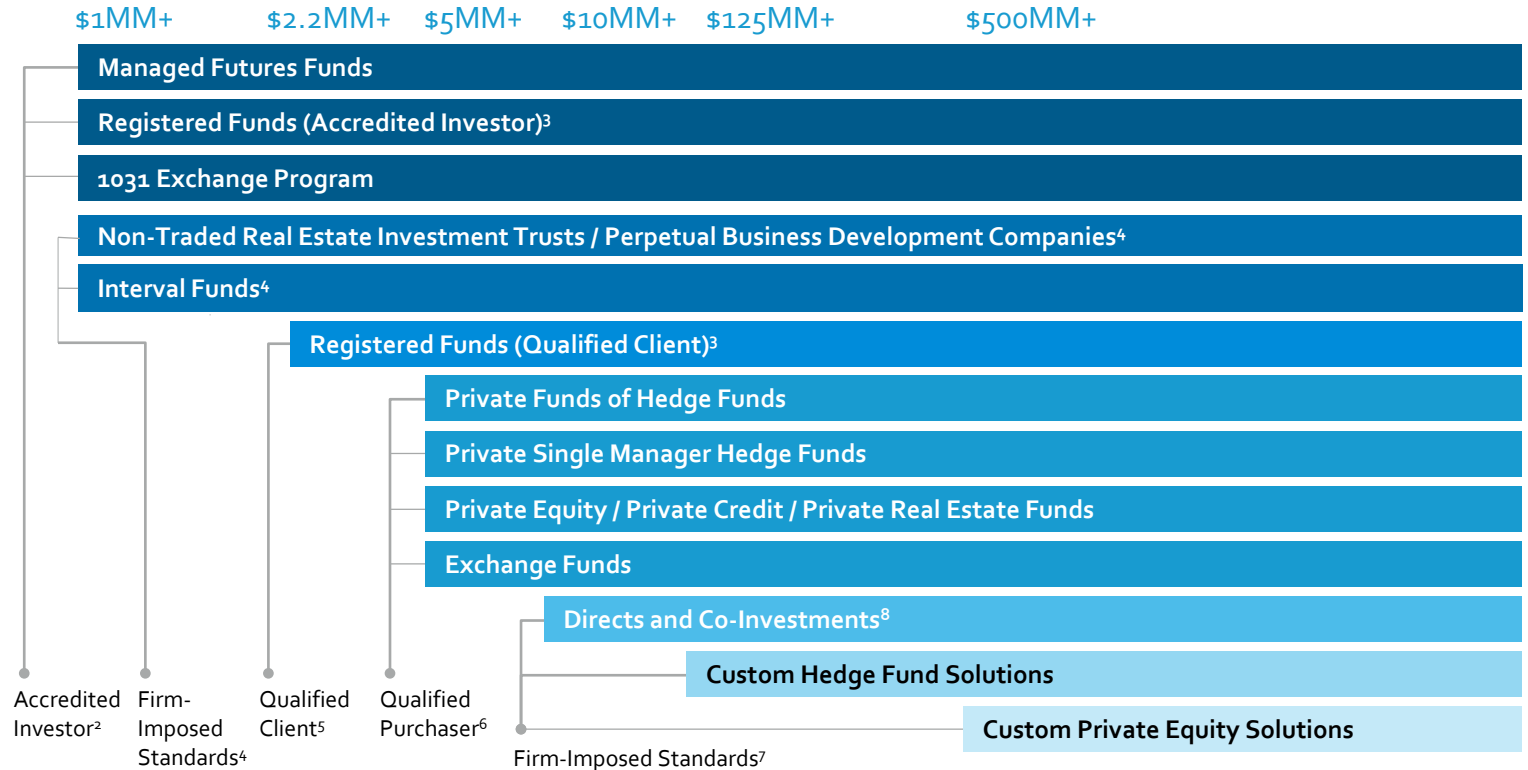
Alternative Investments are not appropriate for all investors and are only available to qualified investors. Past performance is no guarantee of future results. Estimates of future performance are based on assumptions that may not be realized. This material is not a solicitation of any offer to buy or sell any security or other financial instrument or to participate in any trading strategy. Please refer to important information, disclosures and qualifications at the end of this material.

Alternative Investments Eligibility

CLIENT NET WORTH/NET INVESTABLE ASSET MINIMUMS

Investors participating in alternative investments offered through Morgan Stanley must meet certain SEC and/or state standards depending on the structure of the fund or service. Morgan Stanley may impose a qualification standard that is higher than those required to meet SEC/state standards. Additionally, individual funds or services may have their own investment minimum and eligibility criteria.

Alternative investments are offered only to qualified investors. Client eligibility¹ to purchase alternative investments is typically based on the client's net worth, or as applicable, net investable assets, as shown:



1. Eligibility on its own does not satisfy all requirements and guidelines, nor does it imply appropriateness. Speak with your Financial Advisor or Private Wealth Advisor to help determine if alternative investments may be appropriate for you. Please see the Important Disclosures at the end of this publication for additional information and the applicable offering documents for specific eligibility requirements.
2. Funds that rely on an Accredited Investor standard generally require a minimum net worth of \$1 million for an individual (excluding primary residence), and \$5 million for an entity.
3. The specific Registered Fund structure will determine eligibility standards. Funds that rely on an Accredited Investor standard and/or a Qualified Client Standard generally include Registered Funds of Hedge Funds, Registered Single Manager Hedge Funds, Registered Private Equity Funds, Registered or Private Real Asset Funds and Private Business Development Companies.
4. Non-Traded Real Estate Investment Trusts and Perpetual Business Development Companies generally require a minimum net worth of \$1 million or income of \$200K and \$250K net worth for an individual, and \$5 million for an entity, and must meet specific liquid net worth requirements. Interval Funds generally require a minimum net worth of \$1 million or income of \$200K and \$250K net worth for an individual, and \$5 million for an entity. Please see applicable offering documents.
5. Funds that rely on a Qualified Client standard require an individual or entity to have a minimum net worth of \$2.2 million, exclusive of primary residence, or have at least \$1.1 million invested under management with the manager of the fund.
6. Funds that rely on a Qualified Purchaser standard must also meet Accredited Investor standards and require minimum net investable assets of \$5 million for an individual, and \$25 million for an entity.
7. In addition to meeting Accredited Investor and Qualified Purchaser standards, these funds are subject to firm-imposed higher eligibility standards.
8. Eligibility is reviewed on a case-by-case basis and is subject to change.

Alternative Investments are not appropriate for all investors and are only available to qualified investors. Past performance is no guarantee of future results. Estimates of future performance are based on assumptions that may not be realized. This material is not a solicitation of any offer to buy or sell any security or other financial instrument or to participate in any trading strategy. Please refer to important information, disclosures and qualifications at the end of this material.

Morgan Stanley Wealth Management is the trade name of Morgan Stanley Smith Barney LLC, a registered broker-dealer in the United States.

The sole purpose of this material is to inform, and it in no way is intended to be an offer or solicitation to purchase or sell any security, other investment or service, or to attract any funds or deposits. Investments mentioned may not be appropriate for all clients. Any product discussed herein may be purchased only after a client has carefully reviewed the offering memorandum and executed the subscription documents. Morgan Stanley Wealth Management has not considered the actual or desired investment objectives, goals, strategies, guidelines, or factual circumstances of any investor in any fund(s). Before making any investment, each investor should carefully consider the risks associated with the investment, as discussed in the applicable offering memorandum, and make a determination based upon their own particular circumstances, that the investment is consistent with their investment objectives and risk tolerance. Morgan Stanley Smith Barney LLC offers investment program services through a variety of investment programs, which are opened pursuant to written client agreements. Each program offers investment managers, funds and features that are not available in other programs; conversely, some investment managers, funds or investment strategies may be available in more than one program.

Morgan Stanley's investment advisory programs may require a minimum asset level and, depending on your specific investment objectives and financial position, may not be appropriate for you. Please see the Morgan Stanley Smith Barney LLC program disclosure brochure (the "Morgan Stanley ADV") for more information in the investment advisory programs available. The Morgan Stanley ADV is available at www.morganstanley.com/ADV.

Sources of Data. Information in this material in this report has been obtained from sources that we believe to be reliable, but we do not guarantee its accuracy, completeness or timeliness. Third-party data providers make no warranties or representations relating to the accuracy, completeness or timeliness of the data they provide and are not liable for any damages relating to this data. All opinions included in this material constitute the Firm's judgment as of the date of this material and are subject to change without notice. This material was not prepared by the research departments of Morgan Stanley & Co. LLC or Morgan Stanley Smith Barney LLC. Some historical figures may be revised due to newly identified programs, firm restatements, etc.

Global Investment Manager Analysis (GIMA) Focus List, Approved List and Tactical Opportunities List; Watch Policy. GIMA uses two methods to evaluate investment products in applicable advisory programs: **Focus** (and investment products meeting this standard are described as being on the Focus List) and **Approved** (and investment products meeting this standard are described as being on the Approved List). In general, Focus entails a more thorough evaluation of an investment product than Approved. Sometimes an investment product may be evaluated using the Focus List process but then placed on the Approved List instead of the Focus List. Investment products may move from the Focus List to the Approved List, or vice versa. GIMA may also determine that an investment product no longer meets the criteria under either process and will no longer be recommended in investment advisory programs (in which case the investment product is given a "Not Approved" status). GIMA has a **Watch** policy and may describe a Focus List or Approved List investment product as being on "Watch" if GIMA identifies specific areas that (a) merit further evaluation by GIMA and (b) may, but are not certain to, result in the investment product becoming "Not Approved." The Watch period depends on the length of time needed for GIMA to conduct its evaluation and for the investment manager or fund to address any concerns. Certain investment products on either the Focus List or Approved List may also be recommended for the **Tactical Opportunities List** based in part on tactical opportunities existing at a given time. The investment products on the Tactical Opportunities List change over time. For more information on the Focus List, Approved List, Tactical Opportunities List and Watch processes, please see the applicable Form ADV Disclosure Document for Morgan Stanley Wealth Management. Your Financial Advisor or Private Wealth Advisor can also provide upon request a copy of a publication entitled "Manager Selection Process."

The **Global Investment Committee** is a group of seasoned investment professionals who meet regularly to discuss the global economy and markets. The committee determines the investment outlook that guides our advice to clients. They continually monitor developing economic and market conditions, review tactical outlooks and recommend model portfolio weightings, as well as produce a suite of strategy, analysis, commentary, portfolio positioning suggestions and other reports and broadcasts.

The GIC Asset Allocation Models are not available to be directly implemented as part of an investment advisory service and should not be regarded as a recommendation of any Morgan Stanley investment advisory service. The GIC Asset Allocation Models do not represent actual trading or any type of account or any type of investment strategies and none of the fees or other expenses (e.g. commissions, mark-ups, mark-downs, advisory fees, fund expenses) associated with actual trading or accounts are reflected in the GIC Asset Allocation Models which, when compounded over a period of years, would decrease returns.

Adverse Active AlphaSM 2.0 is a patented screening and scoring process designed to help identify high-quality equity and fixed income managers with characteristics that may lead to future outperformance relative to index and peers. While highly ranked managers performed well as a group in our Adverse Active Alpha model back tests, not all of the managers will outperform. Please note that this data may be derived from back-testing, which has the benefit of hindsight. In addition, highly ranked managers can have differing risk profiles that might not be appropriate for all investors.

Our view is that Adverse Active Alpha is a good starting point and should be used in conjunction with other information. Morgan Stanley Wealth Management's qualitative and quantitative investment

manager due diligence process are equally important factors for investors when considering managers for use through an investment advisory program. Factors including, but not limited to, manager turnover and changes to investment process can partially or fully negate a positive Adverse Active Alpha ranking. Additionally, highly ranked managers can have differing risk profiles that might not be appropriate for all investors.

The proprietary **Value Score** methodology considers an active investment strategies' value proposition relative to its costs. From a historical quantitative study of several quantitative markers, Value Score measures perceived forward-looking benefit and computes (1) "fair value" expense ratios for most traditional investment managers across 40 categories and (2) managers' perceived "excess value" by comparing the fair value expense ratios to actual expense ratios. Managers are then ranked within each category by their excess value to assign a Value Score. Our analysis suggests that greater levels of excess value have historically corresponded to attractive subsequent performance.

For more information on the ranking models, please see Adverse Active AlphaSM 2.0: Scoring Active Managers According to Potential Alpha and Value Score: Scoring Fee Efficiency by Comparing Managers' "Fair Value" and Actual Expense Ratios. The whitepapers are available from your Financial Advisor or Private Wealth Advisor. ADVERSE ACTIVE ALPHA is a registered service mark of Morgan Stanley and/or its affiliates. U.S. Pat. No. 8,756,098 applies to the Adverse Active Alpha system and/or methodology.

Additionally, highly ranked managers can have differing risk profiles that might not be appropriate for all investors. For more information on AAA, please see the Adverse Active Alpha Ranking Model and Selecting Managers with Adverse Active Alpha whitepapers. The whitepaper are available from your Financial Advisor or Private Wealth Advisor. ADVERSE ACTIVE ALPHA is a registered service mark of Morgan Stanley and/or its affiliates. U.S. Pat. No. 8,756,098 applies to the Adverse Active Alpha system and/or methodology.

The Global Investment Manager Analysis (GIMA) Services Only Apply to Certain Investment Advisory Programs GIMA evaluates certain investment products for the purposes of some – but not all – of Morgan Stanley Smith Barney LLC's investment advisory programs (as described in more detail in the applicable Form ADV Disclosure Document for Morgan Stanley Wealth Management). If you do not invest through one of these investment advisory programs, Morgan Stanley Wealth Management is not obligated to provide you notice of any GIMA Status changes even though it may give notice to clients in other programs.

Strategy May Be Available as a Separately Managed Account or Mutual Fund Strategies are sometimes available in Morgan Stanley Wealth Management investment advisory programs both in the form of a separately managed account ("SMA") and a mutual fund. These may have different expenses and investment minimums. Your Financial Advisor or Private Wealth Advisor can provide more information on whether any particular strategy is available in more than one form in a particular investment advisory program. Generally, investment advisory accounts are subject to an annual asset-based fee (the "Fee") which is payable monthly in advance (some account types may be billed differently). In general, the Fee covers Morgan Stanley investment advisory services, custody of securities with Morgan Stanley, trade execution with or through Morgan Stanley or its affiliates, as well as compensation to any Morgan Stanley Financial Advisor.

In addition, each account that is invested in a program that is eligible to purchase certain investment products, such as mutual funds, will also pay a Platform Fee (which is subject to a Platform Fee offset) as described in the applicable ADV brochure. Accounts invested in the Select UMA program may also pay a separate Sub-Manager fee, if applicable.

If your account is invested in mutual funds or exchange traded funds (collectively "funds"), you will pay the fees and expenses of any funds in which your account is invested. Fees and expenses are charged directly to the pool of assets the fund invests in and are reflected in each fund's share price. These fees and expenses are an additional cost to you and would not be included in the Fee amount in your account statements. The advisory program you choose is described in the applicable Morgan Stanley Smith Barney LLC ADV Brochure, available at www.morganstanley.com/ADV.

Morgan Stanley or Executing Sub-Managers, as applicable, in some of Morgan Stanley's Separately Managed Account ("SMA") programs may effect transactions through broker-dealers other than Morgan Stanley or our affiliates. In such instances, you may be assessed additional costs by the other firm in addition to the Morgan Stanley and Sub-Manager fees. Those costs will be included in the net price of the security, not separately reported on trade confirmations or account statements. Certain Sub-Managers have historically directed most, if not all, of their trades to outside firms. Information provided by Sub-Managers concerning trade execution away from Morgan Stanley is summarized at: www.morganstanley.com/wealth/investmentsolutions/pdfs/adv/sotresponse.pdf. For more information on trading and costs, please refer to the ADV Brochure for your program(s), available at www.morganstanley.com/ADV, or contact your Financial Advisor / Private Wealth Advisor.

Conflicts of Interest: GIMA's goal is to provide professional, objective evaluations in support of the Morgan Stanley Wealth Management investment advisory programs. We have policies and procedures to help us meet this goal. However, our business is subject to various conflicts of interest. For example, ideas and suggestions for which investment products should be evaluated by GIMA come from a variety of sources, including our Morgan Stanley Wealth Management Financial Advisors and their direct or indirect managers, and other business persons within Morgan Stanley Wealth Management or its affiliates. Such persons may have an ongoing business relationship with certain investment managers or mutual fund companies whereby they, Morgan Stanley Wealth

Management or its affiliates receive compensation from, or otherwise related to, those investment managers or mutual funds. For example, a Financial Advisor may suggest that GIMA evaluates an investment manager or fund in which a portion of his or her clients' assets are already invested. While such a recommendation is permissible, GIMA is responsible for the opinions expressed by GIMA. Separately, certain strategies managed or sub-advised by us or our affiliates, including but not limited to MSIM and Eaton Vance Management ("EVM") and its investment affiliates, may be included in your account. See the conflicts of interest section in the applicable Form ADV Disclosure Document for Morgan Stanley Wealth Management for a discussion of other types of conflicts that may be relevant to GIMA's evaluation of managers and funds. In addition, Morgan Stanley Wealth Management, MS&Co., managers and their affiliates provide a variety of services (including research, brokerage, asset management, trading, lending and investment banking services) for each other and for various clients, including issuers of securities that may be recommended for purchase or sale by clients or are otherwise held in client accounts, and managers in various advisory programs.

Morgan Stanley Wealth Management, managers, MS & Co., and their affiliates receive compensation and fees in connection with these services. Morgan Stanley Wealth Management believes that the nature and range of clients to which such services are rendered is such that it would be inadvisable to exclude categorically all of these companies from an account.

Morgan Stanley charges each fund family we offer a mutual fund support fee, also called a "revenue-sharing payment," on client account holdings in fund families according to a tiered rate that increases along with the management fee of the fund so that lower management fee funds pay lower rates than those with higher management fees.

Consider Your Own Investment Needs: The model portfolios and strategies discussed in the material are formulated based on general client characteristics including risk tolerance. This material is not intended to be an analysis of whether particular investments or strategies are appropriate for you or a recommendation, or an offer to participate in any investment. Therefore, clients should not use this material as the sole basis for investment decisions. They should consider all relevant information, including their existing portfolio, investment objectives, risk tolerance, liquidity needs and investment time horizon. Such a determination may lead to asset allocation results that are materially different from the asset allocation shown in this profile. Talk to your Financial Advisor about what would be an appropriate asset allocation for you, whether Morgan Stanley Pathway Funds is an appropriate program for you.

No obligation to notify – Morgan Stanley Wealth Management has no obligation to notify you when the model portfolios, strategies, or any other information, in this material changes.

For index, indicator and survey definitions referenced in this report please visit the following: <https://www.morganstanley.com/wealth-investmentsolutions/wmir-definitions>

The Morgan Stanley Pathway Funds, Firm Discretionary UMA Model Portfolios, and other asset allocation or any other model portfolios discussed in this material are available only to investors participating in Morgan Stanley Consulting Group advisory programs. For additional information on the Morgan Stanley Consulting Group advisory programs, see the applicable ADV brochure, available at www.morganstanley.com/ADV or from your Morgan Stanley Financial Advisor or Private Wealth Advisor. To learn more about the Morgan Stanley Pathway Funds, visit the Funds' website at <https://www.morganstanley.com/wealth-investmentsolutions/cgcm>. Consulting Group is a business of Morgan Stanley.

Morgan Stanley Pathway Program Asset Allocation Models There are model portfolios corresponding to five risk-tolerance levels available in the Pathway program. Model 1 is the least aggressive portfolio and consists mostly of bonds. As the model numbers increase, the models have higher allocations to equities and become more aggressive. Pathway is a mutual fund asset allocation program. In constructing the Pathway Program Model Portfolios, Morgan Stanley Wealth Management uses, among other things, model asset allocations produced by Morgan Wealth Management's Global Investment Committee (the "GIC"). The Pathway Program Model Portfolios are specific to the Pathway program (based on program features and parameters, and any other requirements of Morgan Stanley Wealth Management's Consulting Group). The Pathway Program Model Portfolios may therefore differ in some respects from model portfolios available in other Morgan Stanley Wealth Management programs or from asset allocation models published by the Global Investment Committee.

The type of mutual funds and ETFs discussed in this presentation utilizes nontraditional or complex investment strategies and/or derivatives. Examples of these types of funds include those that utilize one or more of the below noted investment strategies or categories or which seek exposure to the following markets: (1) commodities (e.g., agricultural, energy and metals), currency, precious metals; (2) managed futures; (3) leveraged, inverse or inverse leveraged; (4) bear market, hedging, long-short equity, market neutral; (5) real estate; (6) volatility (seeking exposure to the CBOE VIX Index). Investors should keep in mind that while mutual funds and ETFs may, at times, utilize nontraditional investment options and strategies, they should not be equated with unregistered privately offered alternative investments. Because of regulatory limitations, mutual funds and ETFs that seek alternative-like investment exposure must utilize a more limited investment universe. As a result, investment returns and portfolio characteristics of alternative mutual funds and ETFs may vary from traditional hedge funds pursuing similar investment objectives. Moreover, traditional hedge funds have limited liquidity with long "lock-up" periods allowing them to pursue investment strategies without having to factor in the need to meet client redemptions and ETFs trade on an exchange. On the other hand, mutual funds typically must meet daily client redemptions. This differing liquidity profile can have a material impact on the investment returns generated by a mutual fund or ETF pursuing an alternative investing strategy compared with a traditional hedge fund pursuing the same strategy.

Nontraditional investment options and strategies are often employed by a portfolio manager to further a fund's investment objective and to help offset market risks. However, these features may be complex, making it more difficult to understand the fund's essential characteristics and risks, and how it will perform in different market environments and over various periods of time. They may also expose the fund to increased volatility and unanticipated risks particularly when used in complex combinations and/or accompanied by the use of borrowing or "leverage."

Please consider the investment objectives, risks, fees, and charges and expenses of mutual funds, ETFs, closed end funds, unit investment trusts, and variable insurance products carefully before investing. The prospectus contains this and other information about each fund. To obtain a prospectus, contact your Financial Advisor or Private Wealth Advisor or visit the Morgan Stanley website at www.morganstanley.com. Please read it carefully before investing.

Money Market Funds: You could lose money in money market funds. Although money market funds classified as government funds (i.e., money market funds that invest 99.5% of total assets in cash and/or securities backed by the U.S government) and retail funds (i.e., money market funds open to natural person investors only) seek to preserve value at \$1.00 per share, they cannot guarantee they will do so. The price of other money market funds will fluctuate and when you sell shares they may be worth more or less than originally paid. Money market funds may impose a fee upon sale or temporarily suspend sales if liquidity falls below required minimums. During suspensions, shares would not be available for purchases, withdrawals, check writing or ATM debits. A money market fund investment is not insured or guaranteed by the Federal Deposit Insurance Corporation or other government agency. The Fund's sponsor has no legal obligation to provide financial support to the Fund, and you should not expect that the sponsor will provide financial support to the Fund at any time.

Investors should carefully consider the investment objectives, risks, charges and expenses of a money market fund before investing. The prospectus contains this and other information about the money market fund. To obtain a prospectus, contact your Financial Advisor or visit the money market fund company's website. Please read the prospectus carefully before investing.

Exchange Funds are private placement vehicles that enable holders of concentrated single-stock positions to exchange those stocks for a diversified portfolio. Investors may benefit from greater diversification by exchanging a concentrated stock position for fund shares without triggering a taxable event. These funds are available only to qualified investors and may only be offered by Financial Advisors who are qualified to sell alternative investments. Before investing, investors should consider the following:

- Dividends are pooled
- Investors may forfeit their stock voting rights
- Investment may be illiquid for several years
- Investments may be leveraged or contain derivatives
- Significant early redemption fees may apply
- Changes to the U.S. tax code, which could be retroactive (potentially disallowing the favorable tax treatment of exchange funds)
- Investment risk and potential loss of principal

KEY ASSET CLASS CONSIDERATIONS AND OTHER RISKS

Investing in the markets entails the risk of market volatility. The value of all types of investments, including stocks, mutual funds, exchange-traded funds ("ETFs"), closed-end funds, and unit investment trusts, may increase or decrease over varying time periods. To the extent the investments depicted herein represent **international securities**, you should be aware that there may be additional risks associated with international investing, including foreign economic, political, monetary and/or legal factors, changing currency exchange rates, foreign taxes, and differences in financial and accounting standards. These risks may be magnified in **emerging markets and frontier markets**. Some funds also invest in foreign securities, which may involve currency risk. There is no assurance that the fund will achieve its investment objective. **Small- and mid-capitalization companies** may lack the financial resources, product diversification and competitive strengths of larger companies. In addition, the securities of small- and mid-capitalization companies may not trade as readily as, and be subject to higher volatility than, those of larger, more established companies. The value of **fixed income securities** will fluctuate and, upon a sale, may be worth more or less than their original cost or maturity value. Bonds are subject to interest rate risk, call risk, reinvestment risk, liquidity risk, and credit risk of the issuer. **High yield bonds** are subject to additional risks such as increased risk of default and greater volatility because of the lower credit quality of the issues. In the case of **municipal bonds**, income is generally exempt from federal income taxes. Some income may be subject to state and local taxes and to the federal alternative minimum tax. Capital gains, if any, are subject to tax. **Treasury Inflation Protection Securities' (TIPS)** coupon payments and underlying principal are automatically increased to compensate for inflation by tracking the consumer price index (CPI). While the real rate of return is guaranteed, TIPS tend to offer a low return. Because the return of TIPS is linked to inflation, TIPS may significantly underperform versus conventional U.S. Treasuries in times of low inflation. There is no guarantee that investors will receive par if TIPS are sold prior to maturity.

Structured Investments are complex and not appropriate for all investors. An investment in Structures Investments involve risks. These risks can include but are not limited to: (1) Fluctuations in the price, level or yield of underlying instruments, interest rates, currency values and credit quality, (2) Substantial or total loss of principal, (3) Limits on participation in appreciation of underlying instrument, (4) Limited liquidity, (5) Issuer credit risk and (6) Conflicts of Interest. There is no assurance that a strategy of using structured product for wealth preservation, yield enhancement, and/or interest rate risk hedging will meet its objectives.

Alternative Investments often are speculative and include a high degree of risk. Investors could lose all or a substantial amount of their investment. Alternative investments are appropriate only for eligible, long-term investors who are willing to forgo liquidity and put capital at risk for an indefinite period of time. They may be highly illiquid and can engage in leverage and other speculative practices that may increase the volatility and risk of loss. Alternative Investments typically have higher fees than traditional investments. Investors should carefully review and consider potential risks before investing. Certain of these risks may include but are not limited to: Loss of all or a substantial portion of the investment due to leveraging, short-selling, or other speculative practices; Lack of liquidity in that there may be no secondary market for a fund; Volatility of returns; Restrictions on transferring interests in a fund; Potential lack of diversification and resulting higher risk due to concentration of trading authority when a single advisor is utilized; Absence of information regarding valuations and pricing; Complex tax structures and delays in tax reporting; Less regulation and higher fees than mutual funds; Risks associated with the operations, personnel, and processes of the manager; and Risks associated with cybersecurity. As a diversified global financial services firm, Morgan Stanley Wealth Management engages in a broad spectrum of activities including financial advisory services, investment management activities, sponsoring and managing private investment funds, engaging in broker-dealer transactions and principal securities, commodities and foreign exchange transactions, research publication, and other activities. In the ordinary course of its business, Morgan Stanley Wealth Management therefore engages in activities where Morgan Stanley Wealth Management's interests may conflict with the interests of its clients, including the private investment funds it manages. Morgan Stanley Wealth Management can give no assurance that conflicts of interest will be resolved in favor of its clients or any such fund. Alternative investments involve complex tax structures, tax inefficient investing, and delays in distributing important tax information. Clients should consult their own tax and legal advisors as Morgan Stanley Wealth Management does not provide tax or legal advice. All expressions of opinion are subject to change without notice and are not intended to be a forecast of future events or results. Further, opinions expressed herein may differ from the opinions expressed by Morgan Stanley Wealth Management and/or other businesses/affiliates of Morgan Stanley Wealth Management. This is not a "research report" as defined by FINRA Rule 2241 or a "debt research report" as defined by FINRA Rule 2242 and was not prepared by the Research Departments of Morgan Stanley Smith Barney LLC or Morgan Stanley & Co. LLC or its affiliates. Certain information contained herein may constitute forward-looking statements. Due to various risks and uncertainties, actual events, results or the performance of a fund may differ materially from those reflected or contemplated in such forward-looking statements. Clients should carefully consider the investment objectives, risks, charges, and expenses of a fund before investing. While the HFRI indices are frequently used, they have limitations (some of which are typical of other widely used indices). These limitations include survivorship bias (the returns of the indices may not be representative of all the hedge funds in the universe because of the tendency of lower performing funds to leave the index); heterogeneity (not all hedge funds are alike or comparable to one another, and the index may not accurately reflect the performance of a described style); and limited data (many hedge funds do not report to indices, and the index may omit funds, the inclusion of which might significantly affect the performance shown. The HFRI indices are based on information self-reported by hedge fund managers that decide on their own, at any time, whether or not they want to provide, or continue to provide, information to HFR Asset Management, L.L.C. Results for funds that go out of business are included in the index until the date that they cease operations. Therefore, these indices may not be complete or accurate representations of the hedge fund universe and may be biased in several ways. Composite index results are shown for illustrative purposes and do not represent the performance of a specific investment. Individual funds have specific tax risks related to their investment programs that will vary from fund to fund. Clients should consult their own tax and legal advisors as Morgan Stanley Wealth Management does not provide tax or legal advice. Interests in alternative investment products are offered pursuant to the terms of the applicable offering memorandum, are distributed by Morgan Stanley Wealth Management and certain of its affiliates, and (1) are not FDIC-insured, (2) are not deposits or other obligations of Morgan Stanley Wealth Management or any of its affiliates, (3) are not guaranteed by Morgan Stanley Wealth Management and its affiliates, and (4) involve investment risks, including possible loss of principal. Morgan Stanley Wealth Management is a registered broker-dealer, not a bank. This material is not to be reproduced or distributed to any other persons (other than professional advisors of the investors or prospective investors, as applicable, receiving this material) and is intended solely for the use of the persons to whom it has been delivered. This material is not for distribution to the general public. Past performance is no guarantee of future results. Actual results may vary. SIPC insurance does not apply to precious metals, other commodities, or traditional alternative investments. In Consulting Group's advisory programs, alternative investments are limited to US-registered mutual funds, separate account strategies and exchange-traded funds (ETFs) that seek to pursue alternative investment strategies or returns utilizing publicly traded securities. Investment products in this category may employ various investment strategies and techniques for both hedging and more speculative purposes such as short-selling, leverage, derivatives and options, which can increase volatility and the risk of investment loss. Alternative investments are not appropriate for all investors.

A majority of Alternative Investment managers reviewed and selected by GIMA pay or cause to be paid an ongoing fee for distribution from their management fees to Morgan Stanley Wealth Management in connection with Morgan Stanley Wealth Management clients that purchase an interest in an Alternative Investment and in some instances pay these fees on the investments held by advisory clients. Morgan Stanley Wealth Management rebates such fees that are received and attributable to an Investment held by an advisory client and retains the fees paid in connection with investments held by brokerage clients. Morgan Stanley Wealth Management has a conflict of interest in offering alternative investments because Morgan Stanley Wealth Management or our affiliates, in most instances, earn more money in your account from your investments in alternative investments than from other investment options.

It should be noted that the majority of hedge fund indexes are comprised of hedge fund manager returns. This is in contrast to traditional indexes, which are comprised of individual securities in the various market segments they represent and offer complete transparency as to membership and construction methodology. As such, some believe that hedge fund index returns have certain biases that are not present in traditional indexes. Some of these biases inflate index performance, while others may skew performance negatively. However, many studies indicate that overall hedge fund index performance has been biased to the upside. Some studies suggest performance has been inflated by up to 260 basis points or more annually depending on the types of biases included and the time period studied. Although there are numerous potential biases that could affect hedge fund returns, we identify some of the more common ones throughout this paper.

Self-selection bias results when certain manager returns are not included in the index returns and may result in performance being skewed up or down. Because hedge funds are private placements, hedge fund managers are able to decide which fund returns they want to report and are able to opt out of reporting to the various databases. Certain hedge fund managers may choose only to report returns for funds with strong returns and opt out of reporting returns for weak performers. Other hedge funds that close may decide to stop reporting in order to retain secrecy, which may cause a downward bias in returns.

Survivorship bias results when certain constituents are removed from an index. This often results from the closure of funds due to poor performance, “blow ups,” or other such events. As such, this bias typically results in performance being skewed higher. As noted, hedge fund index performance biases can result in positive or negative skew. However, it would appear that the skew is more often positive. While it is difficult to quantify the effects precisely, investors should be aware that idiosyncratic factors may be giving hedge fund index returns an artificial “lift” or upwards bias.

Hedge Funds of Funds and many funds of funds are private investment vehicles restricted to certain qualified private and institutional investors. They are often speculative and include a high degree of risk. Investors can lose all or a substantial amount of their investment. They may be highly illiquid, can engage in leverage and other speculative practices that may increase volatility and the risk of loss, and may be subject to large investment minimums and initial lockups. They involve complex tax structures, tax-inefficient investing and delays in distributing important tax information. Categorically, hedge funds and funds of funds have higher fees and expenses than traditional investments, and such fees and expenses can lower the returns achieved by investors. Funds of funds have an additional layer of fees over and above hedge fund fees that will offset returns. An investment in an **exchange-traded fund** involves risks similar to those of investing in a broadly based portfolio of equity securities traded on an exchange in the relevant securities market, such as market fluctuations caused by such factors as economic and political developments, changes in interest rates and perceived trends in stock and bond prices. An investment in a **target date portfolio** is subject to the risks attendant to the underlying funds in which it invests, in these portfolios the funds are the Consulting Group Capital Market funds. A target date portfolio is geared to investors who will retire and/or require income at an approximate year. The portfolio is managed to meet the investor’s goals by the pre-established year or “target date.” A target date portfolio will transition its invested assets from a more aggressive portfolio to a more conservative portfolio as the target date draws closer. An investment in the target date portfolio is not guaranteed at any time, including, before or after the target date is reached. **Managed futures** investments are speculative, involve a high degree of risk, use significant leverage, are generally illiquid, have substantial charges, subject investors to conflicts of interest, and are appropriate only for the risk capital portion of an investor’s portfolio. Managed futures investments do not replace equities or bonds but rather may act as a complement in a well diversified portfolio. Managed Futures are complex and not appropriate for all investors.

As a diversified global financial services firm, Morgan Stanley engages in a broad spectrum of activities including financial advisory services, investment management activities, sponsoring and managing private investment funds, engaging in broker-dealer transactions and principal securities, commodities and foreign exchange transactions, research publication, and other activities. In the ordinary course of its business, Morgan Stanley therefore engages in activities where Morgan Stanley interests may conflict with the interests of its clients, including the private investment funds it manages. Morgan Stanley can give no assurance that conflicts of interest will be resolved in favor of its clients or any such fund. All expressions of opinion are subject to change without notice and are not intended to be a forecast of future events or results. **Private Markets:** As part of the Morgan Stanley Private Markets – Access program, Morgan Stanley will be limited solely to a role as an introducer and will not be serving as a placement agent or adviser. Eligible investors must enroll in the program in order to see any investment opportunities. Investments require independent evaluation, due diligence, review & analysis. Neither Morgan Stanley nor any of its affiliates is making any recommendation to purchase or take any action of any sort and is not providing any advice on investments. Investors are asked to work directly with the issuer/sponsor and with your own independent (non-Morgan Stanley) financial, legal, accounting, tax, and other professional advisors to evaluate the investment opportunity.

Investors are responsible for complying with the terms of any applicable exemption from securities law requirements and any potential Private Company issuer restrictions for any sale of Private Company shares, and you must obtain your own legal counsel to advise you in connection with such requirements and Private Company issuer restrictions. You should consult with your third-party advisors regarding the risks of transacting in Private Company shares, including the risk of transacting in a market with little or no price transparency or liquidity. Morgan Stanley provides no opinion or view on the valuation of any Private Company shares, or the sufficiency, fairness or competitiveness of any price obtained. Private Securities do not trade on any national securities exchange and, as such, any potential liquidity (i.e., the potential for any buying interest that might satisfy your sell interest) in such Private Company shares is very limited.

Virtual Currency Products (Cryptocurrencies)

Buying, selling, and transacting in Bitcoin, Ethereum or other digital assets ("Digital Assets"), and related funds and products, is highly speculative and may result in a loss of the entire investment. Risks and considerations include but are not limited to:

- Digital Assets have only been in existence for a short period of time and historical trading prices for Digital Assets have been highly volatile. The price of Digital Assets could decline rapidly, and **investors could lose their entire investment**.
- Certain Digital Asset funds and products, allow investors to invest on a more frequent basis than investors may withdraw from the fund or product, and interests in such funds or products are generally not freely transferrable. This means that, particularly given the volatility of Digital Assets, an investor will have to bear any losses with respect to its investment for an extended period of time and will not be able to react to changes in the price of the Digital Asset once invested (for example, by seeking to withdraw) as quickly as when making the decision to invest. Such Digital Asset funds and products, are intended only for persons who are able to bear the economic risk of investment and who do not need liquidity with respect to their investments.
- Given the volatility in the price of Digital Assets, the net asset value of a fund or product that invests in such assets at the time an investor's subscription for interests in the fund or product is accepted may be significantly below or above the net asset value of the product or fund at the time the investor submitted subscription materials.
- Certain Digital Assets are not intended to function as currencies but are intended to have other use cases. These other Digital Assets may be subject to some or all of the risks and considerations set forth herein, as well as additional risks applicable to such Digital Assets. Buyers, sellers and users of such Digital Assets should thoroughly familiarize themselves with such risks and considerations before transacting in such Digital Assets.
- The value of Digital Assets may be negatively impacted by future legal and regulatory developments, including but not limited to increased regulation of such Digital Assets. Any such developments may make such Digital Assets less valuable, impose additional burdens and expenses on a fund or product investing in such assets or impact the ability of such a fund or product to continue to operate, which may materially decrease the value of an investment therein.
- Due to the new and evolving nature of digital currencies and the absence of comprehensive guidance, many significant aspects of the tax treatment of Digital Assets are uncertain. Prospective investors should consult their own tax advisors concerning the tax consequences to them of the purchase, ownership and disposition of Digital Assets, directly or indirectly through a fund or product, under U.S. federal income tax law, as well as the tax law of any relevant state, local or other jurisdiction.
- Over the past several years, certain Digital Asset exchanges have experienced failures or interruptions in service due to fraud, security breaches, operational problems or business failure. Such events in the future could impact any fund's or product's ability to transact in Digital Assets if the fund or product relies on an impacted exchange and may also materially decrease the price of Digital Assets, thereby impacting the value of your investment, regardless of whether the fund or product relies on such an impacted exchange.
- Although any Digital Asset product and its service providers have in place significant safeguards against loss, theft, destruction and inaccessibility, there is nonetheless a risk that some or all of a product's Digital Asset could be permanently lost, stolen, destroyed or inaccessible by virtue of, among other things, the loss or theft of the "private keys" necessary to access a product's Digital Asset.
- Investors in funds or products investing or transacting in Digital Assets may not benefit to the same extent (or at all) from "airdrops" with respect to, or "forks" in, a Digital Asset's blockchain, compared to investors who hold Digital Assets directly instead of through a fund or product. Additionally, a "fork" in the Digital Asset blockchain could materially decrease the price of such Digital Asset.
- Digital Assets are not legal tender, and are not backed by any government, corporation or other identified body, other than with respect to certain digital currencies that certain governments are or may be developing now or in the future. No law requires companies or individuals to accept digital currency as a form of payment (except, potentially, with respect to digital currencies developed by certain governments where such acceptance may be mandated). Instead, other than as described in the preceding sentences, Digital Asset products' use is limited to businesses and individuals that are willing to accept them. If no one were to accept digital currencies, virtual currency products would very likely become worthless.
- Platforms that buy and sell Digital Assets can be hacked, and some have failed. In addition, like the platforms themselves, digital wallets can be hacked, and are subject to theft and fraud. As a result,

like other investors have, you can lose some or all of your holdings of Digital Assets.

- Unlike US banks and credit unions that provide certain guarantees of safety to depositors, there are no such safeguards provided to Digital Assets held in digital wallets by their providers or by regulators.

- Due to the anonymity Digital Assets offer, they have known use in illegal activity, including drug dealing, money laundering, human trafficking, sanction evasion and other forms of illegal commerce. Abuses could impact legitimate consumers and speculators; for instance, law enforcement agencies could shut down or restrict the use of platforms and exchanges, limiting or shutting off entirely the ability to use or trade Digital Asset products.

- Digital Assets may not have an established track record of credibility and trust. Further, any performance data relating to Digital Asset products may not be verifiable as pricing models are not uniform.

Investors should be aware of the potentially increased risks of transacting in Digital Assets relating to the risks and considerations, including fraud, theft, and lack of legitimacy, and other aspects and qualities of Digital Assets, before transacting in such assets.

Asset allocation and diversification do not assure a profit or protect against loss in declining financial markets. Past performance is no guarantee of future results. Actual results may vary.

Rebalancing does not protect against a loss in declining financial markets. There may be a potential tax implication with a rebalancing strategy. Investors should consult with their tax advisor before implementing such a strategy.

Indices are unmanaged and investors cannot directly invest in them. They are not subject to expenses or fees and are often comprised of securities and other investment instruments the liquidity of which is not restricted. A particular investment product may consist of securities significantly different than those in any index referred to herein. Composite index results are shown for illustrative purposes only, generally do not represent the performance of a specific investment, may not, for a variety of reasons, be an appropriate comparison or benchmark for a particular investment and may not necessarily reflect the actual investment strategy or objective of a particular investment. Consequently, comparing an investment to a particular index may be of limited use.

Artificial intelligence (AI) is subject to limitations, and you should be aware that any output from an AI-supported tool or service made available by the Firm for your use is subject to such limitations, including but not limited to inaccuracy, incompleteness, or embedded bias. You should always verify the results of any AI-generated output.

To obtain **Tax-Management Services**, a client must complete the Tax-Management Form, and deliver the signed form to Morgan Stanley. For more information on Tax-Management Services, including its features and limitations, please ask your Financial Advisor for the Tax Management Form. Review the form carefully with your tax advisor. Tax-Management Services: (a) apply only to equity investments in separate account sleeves of client accounts; (b) are not available for all accounts or clients; and (c) may adversely impact account performance. Tax-management services do not constitute tax advice or a complete tax-sensitive investment management program. There is no guarantee that tax-management services will produce the desired tax results.

When Morgan Stanley Smith Barney LLC, its affiliates and Morgan Stanley Financial Advisors and Private Wealth Advisors (collectively, "Morgan Stanley") provide "investment advice" regarding a retirement or welfare benefit plan account, an individual retirement account or a Coverdell education savings account ("Retirement Account"), Morgan Stanley is a "fiduciary" as those terms are defined under the Employee Retirement Income Security Act of 1974, as amended ("ERISA"), and/or the Internal Revenue Code of 1986 (the "Code"), as applicable. When Morgan Stanley provides investment education, takes orders on an unsolicited basis or otherwise does not provide "investment advice", Morgan Stanley will not be considered a "fiduciary" under ERISA and/or the Code. For more information regarding Morgan Stanley's role with respect to a Retirement Account, please visit www.morganstanley.com/disclosures/dol. Tax laws are complex and subject to change. Morgan Stanley does not provide tax or legal advice. Individuals are encouraged to consult their tax and legal advisors (a) before establishing a Retirement Account, and (b) regarding any potential tax, ERISA and related consequences of any investments or other transactions made with respect to a Retirement Account. Individuals should consult their tax advisor for matters involving taxation and tax planning and their attorney for matters involving trust and estate planning, charitable giving, philanthropic planning and other legal matters.

Lifestyle Advisory Services: Products and services are provided by third party service providers, not Morgan Stanley Smith Barney LLC ("Morgan Stanley"). Morgan Stanley may not receive a referral fee or have any input concerning such products or services. There may be additional service providers for comparative purposes. Please perform a thorough due diligence and make your own

independent decision.

This material is not a financial plan and does not create an investment advisory relationship between you and your Morgan Stanley Financial Advisor. We are not your fiduciary either under the Employee Retirement Income Security Act of 1974 (ERISA) or the Internal Revenue Code of 1986, and any information in this report is not intended to be considered investment advice or a recommendation for either ERISA or Internal Revenue Code purposes and that (unless otherwise provided in a written agreement and/or as described at www.morganstanley.com/disclosures/dol) you remain solely responsible for your assets and all investment decisions with respect to your assets. Nevertheless, if Morgan Stanley or your Financial Advisor provides "investment advice," as that term is defined under Section 3(21) of ERISA, to you with respect to certain retirement, welfare benefit, or education savings account assets for a fee or other compensation, Morgan Stanley and/or your Financial Advisor will be providing such advice in its capacity as a fiduciary under ERISA and/or the Code. Morgan Stanley will only prepare a financial plan at your specific request using Morgan Stanley approved financial planning software.

The Morgan Stanley Goals-Planning System (GPS) includes a brokerage investment analysis tool. While securities held in a client's investment advisory account may be included in the analysis, the reports generated from the GPS Platform are not financial plans nor constitute a financial planning service. A financial plan generally seeks to address a wide spectrum of a client's long-term financial needs, and can include recommendations about insurance, savings, tax and estate planning, and investments, taking into consideration the client's goals and situation, including anticipated retirement or other employee benefits. Morgan Stanley Smith Barney LLC ("Morgan Stanley") will only prepare a financial plan at a client's specific request using Morgan Stanley approved financial planning software. Investing in financial instruments carries with it the possibility of losses and that a focus on above-market returns exposes the portfolio to above-average risk. Performance aspirations are not guaranteed and are subject to market conditions. High volatility investments may be subject to sudden and large falls in value, and there could be a large loss on realization which could be equal to the amount invested. IMPORTANT: The projections or other information provided by the Morgan Stanley Goals Planning System regarding the likelihood of various investment outcomes (including any assumed rates of return and income) are hypothetical in nature, do not reflect actual investment results, and are not guarantees of future results. Morgan Stanley does not represent or guarantee that the projected returns or income will or can be attained.

A LifeView Financial Goal Analysis ("Financial Goal Analysis") or LifeView Financial Plan ("Financial Plan") is based on the methodology, estimates, and assumptions, as described in your report, as well as personal data provided by you. It should be considered a working document that can assist you with your objectives. Morgan Stanley makes no guarantees as to future results or that an individual's investment objectives will be achieved. The responsibility for implementing, monitoring and adjusting your Financial Goal Analysis or Financial Plan rests with you. After your Financial Advisor delivers your report to you, if you so desire, your Financial Advisor can help you implement any part that you choose; however, you are not obligated to work with your Financial Advisor or Morgan Stanley.

Important information about your relationship with your Financial Advisor and Morgan Stanley Smith Barney LLC when using LifeView Goal Analysis or LifeView Advisor. When your Financial Advisor prepares and delivers a Financial Goal Analysis (i.e., when using LifeView Goal Analysis), they will be acting in a brokerage capacity. When your Financial Advisor prepares a Financial Plan (i.e., when using LifeView Advisor), they will be acting in an investment advisory capacity with respect to the delivery of your Financial Plan. This Investment Advisory relationship will begin with the delivery of the Financial Plan and ends thirty days later, during which time your Financial Advisor can review the Financial Plan with you. To understand the differences between brokerage and advisory relationships, you should consult your Financial Advisor, or review our "Understanding Your Brokerage and Investment Advisory Relationships," brochure available at <https://www.morganstanley.com/wealth-relationshipwithms/pdfs/understandingyourrelationship.pdf>

We may act in the capacity of a broker or that of an advisor. As your broker, we are not your fiduciary and our interests may not always be identical to yours. Please consult with your Financial Advisor or Private Wealth Advisor to discuss our obligations to disclose to you any conflicts we may from time to time have and our duty to act in your best interest. We may be paid both by you and by others who compensate us based on what you buy. Our compensation, including that of your Financial Advisor or Private Wealth Advisor, may vary by product and over time.

Investment and services offered through Morgan Stanley Smith Barney LLC, Member SIPC.

ENVIRONMENTAL, SOCIAL, AND GOVERNANCE-AWARE INVESTMENTS ("ESG")

Certain portfolios may include investment holdings deemed Environmental, Social and Governance ("ESG") investments. For reference, environmental ("E") factors can include, but are not limited to, climate change, pollution, waste, and how an issuer protects and/or conserves natural resources. Social ("S") factors can include, but are not limited to, how an issuer manages its relationships with individuals, such as its employees, shareholders, and customers as well as its community. Governance ("G") factors can include, but are not limited to, how an issuer operates, such as its leadership composition, pay and incentive structures, internal controls, and the rights of equity and debt holders. You should carefully review an investment product's prospectus or other offering documents,

disclosures and/or marketing material to learn more about how it incorporates ESG factors into its investment strategy.

ESG investments may also be referred to as sustainable investments, impact aware investments, socially responsible investments or diversity, equity, and inclusion ("DEI") investments. It is important to understand there are inconsistent ESG definitions and criteria within the industry, as well as multiple ESG ratings providers that provide ESG ratings of the same subject companies and/or securities that vary among the providers. This is due to a current lack of consistent global reporting and auditing standards as well as differences in definitions, methodologies, processes, data sources and subjectivity among ESG rating providers when determining a rating. Certain issuers of investments including, but not limited to, separately managed accounts (SMAs), mutual funds and exchange traded-funds (ETFs) may have differing and inconsistent views concerning ESG criteria where the ESG claims made in offering documents or other literature may overstate ESG impact. Further, socially responsible norms vary by region, and an issuer's ESG practices or Morgan Stanley's assessment of an issuer's ESG practices can change over time.

Portfolios that include investment holdings deemed ESG investments or that employ ESG screening criteria as part of an overall strategy may experience performance that is lower or higher than a portfolio not employing such practices. Portfolios with ESG restrictions and strategies as well as ESG investments may not be able to take advantage of the same opportunities or market trends as portfolios where ESG criteria is not applied. There is no assurance that an ESG investing strategy or techniques employed will be successful. Past performance is not a guarantee or a dependable measure of future results. For risks related to a specific fund, please refer to the fund's prospectus or summary prospectus.

Investment managers can have different approaches to ESG and can offer strategies that differ from the strategies offered by other investment managers with respect to the same theme or topic. Additionally, when evaluating investments, an investment manager is dependent upon information and data that may be incomplete, inaccurate or unavailable, which could cause the manager to incorrectly assess an investment's ESG characteristics or performance. Such data or information may be obtained through voluntary or third-party reporting. Morgan Stanley does not verify that such information and data is accurate and makes no representation or warranty as to its accuracy, timeliness, or completeness when evaluating an issuer. This can cause Morgan Stanley to incorrectly assess an issuer's business practices with respect to its ESG practices. As a result, it is difficult to compare ESG investment products.

Morgan Stanley's assessment of an issuer's ESG practices or an ESG portfolio is as of the date of this material. No assurance is provided that the underlying assets have maintained or will maintain any applicable ESG designations or any stated ESG compliance, or that the underlying assets have been operated or will be operated in an ESG-compliant manner. The ESG impacts of the securities and any underlying assets may vary over time.

This can cause Morgan Stanley to incorrectly assess an issuer's business practices with respect to its ESG practices. As a result, it is difficult to compare ESG investment products.

Morgan Stanley makes no representation as to the compliance or otherwise of any fund or portfolio with any laws or regulatory guidelines, recommendations, requirements or similar relating to the ESG characterization of any fund or portfolio, or in connection with or to meet any of your investing ESG objectives, metrics or criteria.

The appropriateness of a particular ESG investment or strategy will depend on an investor's individual circumstances and objectives. Principal value and return of an investment will fluctuate with changes in market conditions.

The Morgan Stanley Impact Quotient report is an assessment of an investor's portfolio (or subset thereof) utilizing various environmental, social, and governance ("ESG") factors. The metrics included in the report are based on key topic areas for sustainable and impact investing. Assessment of the investor's portfolio's alignment with ESG factors, established by Morgan Stanley, is evaluated based on available data and expertise from MSCI ESG Research, ISS-ESG and Fossil Free Indexes.

The Morgan Stanley Impact Quotient report does not represent Morgan Stanley's view of any individual fund or security, is not a judgment on any company's commitment to sustainability issues, and is provided for informational purposes only. The report is not a "research report" as defined by FINRA Rules 2241 and 2242. It is not prepared by the Research Departments of Morgan Stanley Smith Barney LLC or Morgan Stanley & Co. LLC or its affiliates.

The information provided by Morgan Stanley Impact Quotient does not provide a complete basis for recommending a particular product to an investor. Financial Advisors must carefully and thoroughly evaluate a specific product and understand its potential risks as well as benefits. They should carefully review available information about the product, such as a research report, offering document or prospectus, as applicable.

Annuities and insurance products are offered in conjunction with Morgan Stanley Smith Barney LLC's licensed insurance agency affiliates. Not all products and services discussed herein are available

through Morgan Stanley Smith Barney LLC's licensed insurance agency affiliates.

Since **life and long-term care insurance** are medically underwritten, you should not cancel your current policy until your new policy is in force. A change to your current policy may incur charges, fees and costs. A new policy will require a medical exam. Surrender charges may be imposed and the period of time for which the surrender charges apply may increase with a new policy. You should consult with your own tax advisors regarding your potential tax liability on surrenders.

The Morgan Stanley Global Impact Funding Trust, Inc. ("MS GIFT, Inc.") is an organization described in Section 501(c) (3) of the Internal Revenue Code of 1986, as amended that sponsors a donor advised fund program. MS Global Impact Funding Trust ("MS GIFT") is a donor-advised fund. Morgan Stanley Smith Barney LLC provides investment management and administrative services to MS GIFT. Back office administration provided by RenPSG, an unaffiliated charitable gift administrator.

529 Plans - Investors should carefully read the Program Disclosure statement, which contains more information on investment options, risk factors, fees and expenses, and possible tax consequences before purchasing a 529 plan. You can obtain a copy of the Program Disclosure Statement from the 529 plan sponsor or your Financial Advisor. Assets can accumulate and be withdrawn federally tax-free only if they are used to pay for qualified expenses. Earnings on nonqualified distributions will be subject to income tax and a 10% federal income tax penalty. Contribution limits vary by state. Refer to the individual plan for specific contribution guidelines. Before investing, investors should consider whether tax or other benefits are only available for investments in the investor's home state 529 college savings plan. If an account owner or the beneficiary resides in or pays income taxes to a state that offers its own 529 college savings or pre-paid tuition plan (an "In-State Plan"), that state may offer state or local tax benefits. These tax benefits may include deductible contributions, deferral of taxes on earnings and/or tax-free withdrawals. In addition, some states waive or discount fees or offer other benefits for state residents or taxpayers who participate in the In-State Plan. An account owner may be denied any or all state or local tax benefits or expense reductions by investing in another state's plan (an "Out-of-State Plan"). In addition, an account owner's state or locality may seek to recover the value of tax benefits (by assessing income or penalty taxes) should an account owner rollover or transfer assets from an In-State Plan to an Out-of-State Plan. While state and local tax consequences and plan expenses are not the only factors to consider when investing in a 529 Plan, they are important to an account owner's investment return and should be taken into account when selecting a 529 plan.

Morgan Stanley Smith Barney LLC ("Morgan Stanley") is the manager of the **Morgan Stanley National Advisory 529 Plan** and is responsible for its administration, distribution and investment management. Morgan Stanley does not provide tax and/or legal advice to investors in the 529 Plan. Investors should consult their personal tax advisor for tax-related matters and their attorney for legal matters. For more information please see the Morgan Stanley National Advisory 529 Plan Description and the applicable Morgan Stanley ADV brochure at www.morganstanley.com/adv.

The Morgan Stanley National Advisory 529 Plan is a proprietary offering available exclusively to Morgan Stanley advisory account clients. The Plan is not transferable to other intermediaries.

The Morgan Stanley National Advisory 529 Plan. The North Carolina State Education Assistance Authority (the "Authority") is an instrumentality of the State of North Carolina sponsoring the Morgan Stanley National Advisory 529 Plan, and the 529 Plan is a component of the Parental Savings Trust Fund established by the General Assembly of North Carolina. Neither the Authority, the State of North Carolina nor any other affiliated public entity or any other public entity is guaranteeing the principal or earnings in any account. Contributions or accounts may lose value and nothing stated herein, the 529 Plan Description and Participation Agreement or any other account documentation shall be construed to create any obligation of the Authority, the North Carolina State Treasurer, the State of North Carolina, or any agency or instrumentality of the State of North Carolina to guarantee for the benefit of any parent, other interested party, or designated beneficiary the rate of return or other return for any contribution to the Parental Savings Trust Fund and the 529 Plan.

The Morgan Stanley National Advisory 529 Plan Description contains more information on investment options, risk factors, fees and expenses, and potential tax consequences, which should be carefully considered before investing. Investors can obtain a 529 Plan Description from their Financial Advisor and should read it carefully before investing.

Investments in the 529 Plan are not FDIC-insured, nor are they deposits or guaranteed by a bank or any other entity, so an individual may lose money through such investments.

Investors should consider many factors before deciding which 529 plan is appropriate. Some of these factors include: the plan's investment options and the historical investment performance of these options, the plan's flexibility and features, the reputation and expertise of the plan's investment manager, plan contribution limits and the federal and state tax benefits associated with an investment in the plan. Some states, for example, offer favorable tax treatment and other benefits to their residents only if they invest in the state's own qualified tuition program. Investors should determine their home state's tax treatment of 529 plans when considering whether to choose an in-state or out-of-state plan. Investors should consult with their tax or legal advisor before investing in any 529 plan or contact their state tax division for more information.

Morgan Stanley Smith Barney LLC does not accept appointments nor will it act as a trustee but it will provide access to trust services through an appropriate third-party corporate trustee.

The trust services referenced herein are provided by the third parties listed who are not affiliated with Morgan Stanley. Neither Morgan Stanley nor its affiliates are the provider of such trust services and will not have any input or responsibility concerning a client's eligibility for, or the terms and conditions associated with these trust services. Neither Morgan Stanley nor its affiliates shall be responsible for content of any advice or services provided by the unaffiliated third parties listed herein. Morgan Stanley or its affiliates may participate in transactions on a basis separate from the referral of clients to these third parties and may receive compensation in connection with referrals made to them.

Trusts are not necessarily appropriate for all clients. There are risks and considerations which may outweigh any potential benefits. Establishing a trust will incur fees and expenses which may be substantial. Trusts often incur ongoing administrative fees and expenses such as the services of a corporate trustee or tax professional.

The Portfolio Analysis report ("Report") is generated by Morgan Stanley Smith Barney LLC's ("Morgan Stanley") Portfolio Risk Platform. The assumptions used in the Report incorporate portfolio risk and scenario analysis employed by BlackRock Solutions ("BRS"), a financial technology and risk analytics provider that is independent of Morgan Stanley. BRS' role is limited to providing risk analytics to Morgan Stanley, and BRS is not acting as a broker-dealer or investment adviser nor does it provide investment advice with respect to the Report. Morgan Stanley has validated and adopted the analytical conclusions of these risk models.

Any recommendations regarding external accounts/holdings are asset allocation only and do not include security recommendations. Transitioning from a brokerage to an advisory relationship may not be appropriate for some clients.

IMPORTANT: The projections or other information provided in the Report regarding the likelihood of various investment outcomes (including any assumed rates of return and income) are hypothetical in nature, do not reflect actual investment results, and are not guarantees of future results. Hypothetical investment results have inherent limitations.

- There are frequently large differences between hypothetical and actual results.
- Hypothetical results do not represent actual results and are generally designed with the benefit of hindsight.
- They cannot account for all factors associated with risk, including the impact of financial risk in actual trading or the ability to withstand losses or to adhere to a particular trading strategy in the face of trading losses.
- There are numerous other factors related to the markets in general or to the implementation of any specific strategy that cannot be fully accounted for in the preparation of hypothetical risk results and all of which can adversely affect actual performance.

Morgan Stanley cannot give any assurances that any estimates, assumptions or other aspects of the risk analyses will prove correct. They are subject to actual known and unknown risks, uncertainties and other factors that could cause actual results to differ materially from those shown in a Report. The information is as of the date of the Report or as otherwise noted within the Report. Morgan Stanley expressly disclaims any obligation or undertaking to update or revise any statement or other information contained in a Report to reflect any change in past results, future expectations or circumstances upon which that statement or other information is based.

The Morgan Stanley Digital Vault ("Digital Vault") is accessible to clients with dedicated Financial Advisors. Documents shared via the Digital Vault should be limited to those relevant to your Morgan Stanley account relationship. Uploading a document to the Digital Vault does not obligate us to review or take any action on it, and we will not be liable for any failure to act upon the contents of such document. Please contact your Financial Advisor or Branch Management to discuss the appropriate process for providing the document to us for review. If you maintain a Trust or entity account with us, only our certification form will govern our obligations for such account. Please refer to the Morgan Stanley Digital Vault terms and conditions for more information.

Information related to your external accounts is provided for informational purposes only. It is provided by third parties, including the financial institutions where your external accounts are held. Morgan Stanley does not verify that the information is accurate and makes no representation or warranty as to its accuracy, timeliness, or completeness. Additional information about the features and services offered through Total Wealth View are available on the Total Wealth View site on Morgan Stanley Online and also in the Total Wealth View Terms and Conditions of Use.

Eaton Vance and Parametric Portfolio Associates are businesses of Morgan Stanley Investment Management and are affiliated with Morgan Stanley Wealth Management.

Lending products and securities-based loans are provided by Morgan Stanley Smith Barney LLC, Morgan Stanley Private Bank, National Association or Morgan Stanley Bank, N.A, as

applicable.

Borrowing against securities may not be appropriate for everyone. Clients must be aware that there are risks associated with a securities based loan, including possible maintenance calls on short notice, and that market conditions can magnify any potential for loss. For details please see the important disclosures below.

Important Risk Information for Securities Based Lending: Clients must be aware that: (1) Sufficient collateral must be maintained to support the loan and to take future advances; (2) Clients may have to deposit additional cash or eligible securities on short notice; (3) Some or all of the pledged securities may be sold without prior notice in order to maintain account equity at required collateral maintenance levels. Clients will not be entitled to choose the securities that will be sold. These actions may interrupt long-term investment strategy and may result in adverse tax consequences or in additional fees being assessed; (4) Morgan Stanley Bank, N.A., Morgan Stanley Private Bank, National Association or Morgan Stanley Smith Barney LLC (collectively referred to as "Morgan Stanley") reserve the right not to fund any advance request due to insufficient collateral or for any other reason except for any portion of a securities based loan that is identified as a committed facility; (5) Morgan Stanley reserves the right to increase the collateral maintenance requirements at any time without notice; and (6) Morgan Stanley reserves the right to call securities based loans at any time and for any reason.

With the exception of a margin loan, the proceeds from securities based loan products may not be used to purchase, trade, or carry margin stock (or securities, with respect to Express CreditLine); repay margin debt that was used to purchase, trade or carry margin stock (or securities, with respect to Express CreditLine); and cannot be deposited into a Morgan Stanley Smith Barney LLC or other brokerage account.

To be eligible for a securities based loan, a client must have a brokerage account at Morgan Stanley Smith Barney LLC that contains eligible securities, which shall serve as collateral for the securities based loan.

The lending products described are separate and distinct, and are not connected in any way. The ability to qualify for one product is not connected to an individual's eligibility for another.

Liquidity Access Line ("LAL") is a securities based loan/line of credit product, the lender of which is either Morgan Stanley Private Bank, National Association or Morgan Stanley Bank, N.A., as applicable, each an affiliate of Morgan Stanley Smith Barney LLC. All LAL loans/lines of credit are subject to the underwriting standards and independent approval of Morgan Stanley Private Bank, National Association or Morgan Stanley Bank, N.A., as applicable. LAL loans/lines of credit may not be available in all locations. Rates, terms and conditions are subject to change without notice. To be eligible for an LAL loan/line of credit, a client must have a brokerage account at Morgan Stanley Smith Barney LLC that contains eligible securities, which shall serve as collateral for the LAL. In conjunction with establishing an LAL loan/line of credit, an LAL facilitation account will also be opened in the client's name at Morgan Stanley Smith Barney LLC at no charge. Other restrictions may apply. The information contained herein should not be construed as a commitment to lend. Morgan Stanley Private Bank, National Association and Morgan Stanley Bank, N.A. are Members FDIC that are primarily regulated by the Office of the Comptroller of the Currency. **The proceeds from a non-purpose LAL loan/line of credit (including draws and other advances) may not be used to purchase, trade, or carry margin stock; repay margin debt that was used to purchase, trade, or carry margin stock; and cannot be deposited into a Morgan Stanley Smith Barney LLC or other brokerage account.**

Clients may be responsible for the fees of a third party law firm engaged to review complex transactions (e.g., review of trust agreements). Clients may also be charged a fee for the issuance of a letter of credit, for prepayment of principal on fixed rate advances, and upon a client's request for certain cash management services (e.g., duplicate statement or check re-order).

Borrower shall pay Morgan Stanley Private Bank, National Association or Morgan Stanley Bank, N.A. ("Bank"), as applicable, a prepayment fee if any portion of the principal on a Fixed Rate Advance is prepaid prior to the applicable Scheduled Payment Date(s), regardless of the reason that the Fixed Rate Advance is prepaid, and including, without limitation, as a result of a demand by the Bank or liquidation of collateral by the Bank. The Bank, in its sole discretion, can make a Variable Rate Advance and apply the proceeds to such prepayment fee. Interest will accrue on the unpaid portion of the debited amount at a variable interest rate until the amount is paid in full.

Residential mortgage loans/home equity lines of credit are offered by Morgan Stanley Private Bank, National Association, an affiliate of Morgan Stanley Smith Barney LLC. With the exception of the pledged-asset feature, an investment relationship with Morgan Stanley Smith Barney LLC does not have to be established or maintained to obtain the residential mortgage products offered by Morgan Stanley Private Bank, National Association. All residential mortgage loans/home equity lines of credit are subject to the underwriting standards and independent approval of Morgan Stanley Private Bank, National Association. Rates, terms, and programs are subject to change without notice. Residential mortgage loans/home equity lines of credit may not be available in all states; not available in Guam, Puerto Rico and the U.S. Virgin Islands. Other restrictions may apply. The information contained herein should not be construed as a commitment to lend. Morgan Stanley Private Bank,

National Association is an Equal Housing Lender and Member FDIC that is primarily regulated by the Office of the Comptroller of the Currency. Nationwide Mortgage Licensing System Unique Identifier #663185. **The proceeds from a residential mortgage loan (including draws and advances from a home equity line of credit) are not permitted to be used to purchase, trade, or carry eligible margin stock; repay margin debt that was used to purchase, trade, or carry margin stock; or to make payments on any amounts owed under the note, loan agreement, or loan security agreement; and cannot be deposited into a Morgan Stanley Smith Barney LLC or other brokerage account.**

"Home equity" refers to a home equity loan that is a second mortgage that allows you to use the equity in your home as collateral to borrow money. "Home equity," as referenced here, is not a line of credit but a closed-end loan. The funds are loaned to you as a lump sum at a fixed or adjustable interest rate, and you make your monthly payments during a repayment period.

Through the pledged-asset feature offered by Morgan Stanley Private Bank, National Association, the applicant(s) or third party pledgor (collectively "Client") may be able to pledge eligible securities in lieu of a full or partial cash down payment or in connection with a refinance mortgage loan. To be eligible for the pledged-asset feature a Client must have a brokerage account at Morgan Stanley Smith Barney LLC. If the value of the pledged securities in the account drops below the agreed-upon level stated in the loan documents, a Client may be required to deposit additional securities or other collateral (such as cash) to stay in compliance with the terms of the mortgage loan. If a Client does not deposit additional securities or other collateral, the Client's pledged securities may be sold to satisfy the Client's obligation, and the Client will not be entitled to choose which assets will be sold. Borrowing against securities may not be appropriate for everyone. In deciding whether the pledged-asset feature is appropriate, a Client should consider, among other things, the degree to which he or she is comfortable subjecting his or her investment in a home to the fluctuations of the securities market. The pledged-asset feature is not available in all states. Other restrictions may apply.

Interest-only loans enable borrowers to make monthly payments of only the accrued monthly interest on the loan during the introductory interest-only period. Once that period ends, borrowers must make monthly payments of principal and interest for the remaining loan term, and payments will be substantially higher than the interest-only payments. During the interest-only period, the total interest that the borrower will be obligated to pay will vary based on the amount of principal paid down, if any. If a borrower makes just an interest-only payment, and no payment of principal, the total interest payable by the borrower during the interest-only period will be greater than the total interest that a borrower would be obligated to pay on a traditional loan of the same interest rate having principal-and-interest payments. In making comparisons between an interest-only loan and a traditional loan, borrowers should carefully review the terms and conditions of the various loan products available and weigh the relative merits of each type of loan product appropriately.

The interest rate and payments on an adjustable rate mortgage ("ARM") loan may increase over the life of a loan as interest is fixed for a specified period and then will adjust periodically thereafter. The annual percentage rate may increase after consummation of the loan.

3/6M, 5/6M, 7/6M, 10/6M adjustable rate mortgage ("ARM") loans are based on the Secured Overnight Financing Rate ("SOFR") 30-Day Average.

Relationship-based pricing offered by Morgan Stanley Private Bank, National Association is based on the value of clients', or their immediate family members' (i.e., grandparents, parents, siblings and children) eligible assets (collectively "Household Assets") held within accounts at Morgan Stanley Smith Barney LLC. To be eligible for relationship-based pricing, Household Assets must be maintained within appropriate eligible accounts prior to the closing date of the residential mortgage loan. Relationship-based pricing is not available on conforming loans.

The Morgan Stanley Debit Card is issued by Morgan Stanley Private Bank, National Association pursuant to a license from Mastercard International Incorporated. Mastercard and Maestro are registered trademarks of Mastercard International Incorporated. The third-party trademarks and service marks contained herein are the property of their respective owners. Investments and services offered through Morgan Stanley Smith Barney LLC, Member SIPC. Certain terms, conditions, restrictions, and exclusions apply. Please refer to the Morgan Stanley Debit Card Terms and Conditions at <http://www.morganstanley.com/debitcardterms> for additional information.

The Morgan Stanley American Express Card portfolio consists of three cards: The Platinum Card from American Express Exclusively for Morgan Stanley, the Morgan Stanley Blue Cash Preferred American Express Card, and the Morgan Stanley Credit Card.

The Platinum Card from American Express exclusively for Morgan Stanley and the Morgan Stanley Blue Cash Preferred American Express Card are available for acquisition, and eligible clients are invited to apply. Existing Morgan Stanley Credit Card members may continue to enjoy the benefits of their card, but this product is no longer available for acquisition.

The Platinum Card® from American Express exclusively for Morgan Stanley is only available for clients who have an Eligible Account with Morgan Stanley Smith Barney LLC.

The Morgan Stanley Blue Cash Preferred® Card is only available for clients who have an Eligible Account with Morgan Stanley Smith Barney LLC or its eligible affiliates, including but not limited to E*TRADE from Morgan Stanley.

An “Eligible Account” is a brokerage account (i) held in your name, (ii) held by a trust where you are both the grantor and trustee of such trust, or (iii) held as a beneficial owner of a personal holding company, a non-operating limited liability company, a non-operating limited partnership, or a similar legal entity. Eligibility is subject to change. American Express may cancel your Card Account and participation in this program, if you do not maintain an Eligible Account.

The Platinum Card® from American Express exclusively for Morgan Stanley and the Morgan Stanley Blue Cash Preferred® Card are issued by American Express National Bank, not Morgan Stanley Smith Barney LLC. Services and rewards for the Cards are provided by Morgan Stanley Smith Barney LLC, American Express or other third parties. Restrictions and other limitations apply. See the terms and conditions for the Cards for details. Clients are urged to review fully before applying.

Morgan Stanley, its affiliates, and Morgan Stanley Financial Advisors and employees are not in the business of providing tax or legal advice. Clients should speak with their tax advisor regarding the potential tax implications of the Rewards Program upon their specific circumstances.

The Platinum Card® from American Express Exclusively for Morgan Stanley and the Morgan Stanley Blue Cash Preferred® American Express Card are issued by American Express National Bank. ©2022 American Express National Bank.

American Express may share information about your Card Account with Morgan Stanley in support of Morgan Stanley programs and services. For information as to how Morgan Stanley will use your Card Account data please visit http://www.morganstanley.com/wealth/investmentsolutions/pdfs/adv/mssb_privacynotice.pdf.

The CashPlus Account is a brokerage account offered through Morgan Stanley Smith Barney LLC. Conditions and restrictions apply. Please refer to the CashPlus Account Disclosure Statement for further details at <https://www.morganstanley.com/wealth-disclosures/cashplusaccountdisclosurestatement.pdf>.

The qualifying criteria to avoid the monthly account fee for all CashPlus Accounts in an Account Link Group (ALG) is: an additional eligible Morgan Stanley investment account (that may include additional fees), one Morgan Stanley Online enrollment; for Premier CashPlus account \$2,500 monthly deposit or 10,000 Average BDP Daily Balance; for Platinum CashPlus account \$5,000 monthly deposit and \$25,000 Average BDP Daily Balance. For more information, please refer to the CashPlus Account Disclosure Statement at <https://www.morganstanley.com/wealth-disclosures/cashplusaccountdisclosurestatement.pdf>.

Morgan Stanley CashPlus Accounts receive SIPC coverage for securities and free credit balances and cash swept into the Bank Deposit Program receives FDIC insurance, both up to applicable limits.

Securities Investor Protection Corporation (“SIPC”) — Morgan Stanley Smith Barney LLC is a member of SIPC, which protects securities of its customers up to \$500,000 (including \$250,000 for claims for cash). Losses due to market fluctuation are not protected by SIPC. To obtain information about SIPC, including an explanatory SIPC brochure, contact SIPC at 1-202-371-8300 or visit www.sipc.org. Federal Deposit Insurance Corporation (“FDIC”) — Cash balances swept into deposit accounts at participating banks in the Bank Deposit Program are protected by FDIC Insurance up to applicable FDIC limits. FDIC insurance is a federal government program administered by the Federal Deposit Insurance Corporation. This insurance covers bank deposits held in checking accounts, savings accounts, certificates of deposits and money market deposits (not money market funds). This insurance comes into play in the event of a bank failure and covers client cash up to a total of \$250,000 per bank, for each “insurable capacity” (e.g. each individual, joint, etc.). It does not cover investment products that are not deposits, such as mutual funds, annuities, life insurance policies, stocks or bonds. Refer to <https://www.fdic.gov> for additional details.

The Active Assets Account is a brokerage account offered through Morgan Stanley Smith Barney LLC.

Under the Bank Deposit Program, free credit balances held in an account(s) at Morgan Stanley Smith Barney LLC are automatically deposited into an interest-bearing deposit account(s) at FDIC-insured banks. Certain conditions must be satisfied to obtain FDIC insurance coverage. For more information, view the [Bank Deposit Program Disclosure Statement](#).

Under the Savings and Preferred Savings programs (“Savings”), Morgan Stanley Smith Barney LLC makes available interest-bearing FDIC insured deposit accounts(s) at either Morgan Stanley Private Bank, National Association or Morgan Stanley Bank, N.A., each a national bank, Member FDIC, and an affiliate of Morgan Stanley Smith Barney LLC, as selected by the client. Deposits placed in

Savings are eligible for FDIC insurance up to \$250,000 (including principal and interest) per depositor, per each bank selected by the client for all deposits held in the same insurable capacity (the Maximum Applicable Deposit Insurance Amount), provided that certain conditions are satisfied. All deposits per bank held in the same insurable capacity will be aggregated for purposes of the Maximum Applicable Deposit Insurance Amount, including deposits maintained through the Bank Deposit Program. The client is responsible for monitoring the total amount held with each bank. The bank also reserves the right to offer promotional rates from time to time. Detailed information on federal deposit insurance coverage is available on the FDIC's website (<https://www.fdic.gov/deposit/deposits/>). **The Savings programs are not intended for clients who need to have frequent access to funds and those funds will not be automatically accessed to reduce a debit or margin loan in your brokerage account. Withdrawals from an account in Savings are limited to 10 transactions per calendar month, and any withdrawal or transfer over the limit in any one calendar month will be subject to an excess withdrawal fee.**

Reserved clients and CashPlus accounts are eligible for unlimited global ATM fee rebates. All other clients are eligible for up to \$200 in annual global ATM fee rebates.

While Morgan Stanley will always make transferred and deposited funds available immediately for investment purposes, we may not make all transferred or deposited funds immediately available for withdrawal. Funds deposited by check or funds transfer may be delayed depending on certain circumstances, such as dollar value, account status, etc., and could be held for up to six business days. Please contact your Financial Advisor or Private Wealth Advisor for additional information and/or review the Fund Availability Policy by signing into your Morgan Stanley Online account.

The Greenlight App and Debit Card is provided by Greenlight Financial Technologies, not Morgan Stanley or any of its affiliates. Morgan Stanley has entered into a referral partnership with Greenlight Technology Inc., the program manager for the Greenlight card and related mobile application. Greenlight charges a usage fee of \$4.99 per month. Morgan Stanley will reimburse this \$4.99 monthly fee to Greenlight on your behalf for one Greenlight account (up to five minors under 18 years old) as long as the following conditions are met:

- Enroll in Greenlight using the enrollment link on Morgan Stanley Online or Mobile;
- Enroll in the Greenlight standard plan (currently \$4.99/month (subject to change). Greenlight +Invest and Greenlight Max or any other current and future products are excluded from this offer; and
- Link a CashPlus Account for the Greenlight debit card funding.

Limited to one free Greenlight enrollment per CashPlus ALG. This fee waiver only applies while you fund the Greenlight Debit Card from your CashPlus Account. Other Morgan Stanley accounts are not eligible for this offer and the Greenlight usage fee will no longer be waived if you close the associated CashPlus account or change the funding source on the Greenlight Debit Card to any other account type, including another Morgan Stanley non-CashPlus account type.

Please review the Greenlight terms and conditions and other applicable fees for the service at [Greenlightcard.com](https://www.greenlightcard.com) before enrolling (such terms are subject to change at any time) Only the monthly usage fee is waived. You are responsible for all other fees associated with the use of the Greenlight service.

© 2024 Greenlight Financial Technology, Inc. Patents Pending. The Greenlight card is issued by Community Federal Savings Bank, member FDIC, pursuant to license by Mastercard International. Message and data rates may apply.

Mobile check deposits are subject to certain terms and conditions. Checks must be drawn on a U.S. Bank.

Send Money with Zelle® is available on the Morgan Stanley Mobile App for iPhone and Android. Enrollment is required and dollar and frequency limits may apply. Domestic fund transfers must be made from an eligible account at Morgan Stanley Smith Barney LLC (Morgan Stanley) to a US-based account at another financial institution. Morgan Stanley maintains arrangements with JP Morgan Chase Bank, N.A. and UMB Bank, N.A. as NACHA-participating depository financial institutions for the processing of transfers on Zelle®. Data connection required, and message and data rates may apply, including those from your communications service provider. Must have an eligible account in the U.S. to use Zelle®. Transactions typically occur in minutes when the recipient's email address or U.S. mobile number is already enrolled with Zelle®. See the Send Money with Zelle® terms for details.

Zelle® and the Zelle® related marks are wholly owned by Early Warning Services, LLC and are used herein under license. Morgan Stanley is not affiliated with Zelle®.

Electronic payments arrive to the payee within 1-2 business days, check payments arrive to the payee within 5 business days. Same-day and overnight payments are available for an additional fee within the available payment timeframes.

The Morgan Stanley Mobile App is currently available for iPhone® and iPad® from the App Store® and Android™ on Google Play™. Standard messaging and data rates from your provider may

apply. Subject to device connectivity.

Cash management and lending products and services are provided by Morgan Stanley Smith Barney LLC, Morgan Stanley Private Bank, National Association or Morgan Stanley Bank, N.A, as applicable.

The information provided herein is not intended to address any particular matter and may not apply depending on the context, as all clients' circumstances are unique. Incremental rate discounts of 0.125% for qualifying new assets of between \$500,000 and \$999,999.99; 0.250% for qualifying new assets between \$1,000,000 and \$4,999,999.99; 0.375% for qualifying new assets between \$5,000,000 and \$9,999,999.99; and 0.500% for qualifying new assets \$10,000,000 and over. Terms are subject to change. New assets can be deposited into existing or new MSWM accounts. Brokerage and E*TRADE from Morgan Stanley accounts are eligible. Discount is applied on top of the rate discount you may be eligible for in the existing relationship pricing program. Qualifying new assets may be deposited 30 days before the Application Date and will be measured on the 10th business day before the mortgage closing date, at which time the eligible assets and the rate discount eligibility will be confirmed. If the assets are not in a qualifying account on the 10th business day before closing, the closing date may have to move, or the discount may not be applied. New qualifying assets are defined as Inflows less outflows, not impacted by market fluctuations. Retirement assets deposited after the Application Date are not eligible to be used to qualify for this offer. Assets transferred from E*TRADE from Morgan Stanley to Morgan Stanley Smith Barney, LLC are not eligible as net new assets.

Limits and conditions apply. Mobile remote check deposits are subject to certain terms and conditions. Daily limits vary and are dependent on asset level. Transfers of up to \$100,000 daily for existing Reserved clients.

Morgan Stanley Smith Barney LLC is a registered Broker/Dealer, Member SIPC, and not a bank. Where appropriate, Morgan Stanley Smith Barney LLC has entered into arrangements with banks and other third parties to assist in offering certain banking related products and services.

Investment, insurance and annuity products offered through Morgan Stanley Smith Barney LLC are: NOT FDIC INSURED | MAY LOSE VALUE | NOT BANK GUARANTEED | NOT A BANK DEPOSIT | NOT INSURED BY ANY FEDERAL GOVERNMENT AGENCY

The Morgan Stanley Digital Vault ("Digital Vault") is a service which allows eligible users to digitally share documents with Morgan Stanley Financial Advisors or Private Wealth Advisors. Documents shared via the Digital Vault should be limited to those relevant to your Morgan Stanley relationship. Uploading a document to the Digital Vault does not obligate us to review or take any action on it, and we will not be liable for any failure to act upon the contents of such document. Please contact a member of your Morgan Stanley Team or Branch Management to discuss the appropriate process for providing the document to us for review. If you maintain a Trustor entity account with us, only our certification form will govern our obligations for such account. Please refer to the Morgan Stanley Digital Vault Terms and Conditions for more information.

Alternative investment securities discussed herein are not covered by the protections provided by the Securities Investor Protection Corporation, unless such securities are registered under the Securities Act of 1933, as amended, and are held in a Morgan Stanley Wealth Management Individual Retirement Account.

This material has been prepared for informational purposes only. It does not provide individually tailored investment advice. This material is not an offer to buy or sell or a solicitation of any offer to buy or sell any security or other financial instrument or to participate in any trading strategy. It has been prepared without regard to the individual financial circumstances and objectives of persons who receive it. Morgan Stanley Smith Barney LLC ("Morgan Stanley") recommends that investors independently evaluate particular investments and strategies, and encourages investors to seek the advice of a Morgan Stanley Financial Advisor. The appropriateness of a particular investment or strategy will depend on an investor's individual circumstances and objectives.

Results show a statistical estimate of a portfolio's reaction to a simulated market scenario or simulated historical scenario (such hypothetical scenarios also referred to throughout as 'Stress Test Scenarios') based on a portfolio's estimated exposure to different risk factors. Performance is hypothetical and does not represent any actual portfolio performance. See Important Disclosures on the report material for i. a description of the methodology used and assumptions made to calculate the hypothetical performance, including definitions of simulated market scenarios and simulated historical scenarios, ii. information about any fees, expenses and costs that were excluded in the calculation of this hypothetical performance, iii. an explanation of the risks and limitations of relying on hypothetical performance results and iv. information regarding the use of proxies RESULTS OF THE STRESS TEST SCENARIOS ARE NOT GUARANTEES OF WHAT WILL HAPPEN BASED ON THESE ASSUMPTIONS. Information on this page provides an analysis of how a portfolio might react during the relevant simulated market scenario or simulated historical scenario presented, if it had occurred at one moment in time, based on the factors described in a PRP report. The portfolio return has been reduced by 0.005%, which represents a single day's worth of a maximum advisory program fee of 2.0% in order to reflect the impact of applicable advisory fees for advisory portfolios. The portfolio return is rounded to the nearest hundredth digit after application of this fee. Although this fee is not

applicable to brokerage relationships, it has been applied to the analysis, which may result in hypothetical returns that are slightly lower than what would have been achieved by a brokerage account. The actual fee may be less than this amount and will generally be charged monthly and not daily.

How is liquidity calculated?

The liquidity analytics represent the hypothetical projected ease of selling the assets in a portfolio without causing a drastic change in the price of those assets. Liquidity is calculated by comparing the size of each position in a portfolio to its average trading volume (ADV) to determine each position's Days to Unwind (DTU), a representation of the estimated amount of time it would take to sell a position without impacting the price of a security (based on an assumed percentage of ADV able to be traded in a given day, known as the Participation Rate). Generally, the greater the size of a position relative to that security's ADV, the higher the DTU will be. The model assumes a linear relationship between the DTU and the liquidation value of a security. A portfolio level DTU is then calculated using the asset weighted average of the positions, and Liquidity Classification is assigned based on the below DTU levels:

Liquidity Classification:

- Potentially High Liquidity – Less than or equal to 2 days to unwind
- Potentially Moderate Liquidity – Greater than 2 days and less than or equal to 10 days to unwind
- Potentially Less Liquidity – Greater than 10 days and less than or equal to 15 days to unwind
- Potentially Low Liquidity – Greater than 15 days to unwind

The Average Daily Volume (ADV) of a position is meant to estimate the next day's trading volume based on observations over a rolling period obtained at the end of the previous day. Where trading volume data is insufficient, a factor model based on indicative security information is utilized. For asset classes that have rich data sets and relatively frequent trading, such as public market equities, forecasting an ADV requires less advanced modeling techniques. Fixed income or OTC securities might not have daily observable trading volume, however that does not necessarily imply that there is no liquidity for these securities. For those asset classes, the model will use statistical techniques to determine the probability that a security will trade that day. The model then combines the probability of trade with the observed daily trading values from a proxy security to calculate an expected ADV which is used in the model calculations.

The liquidity estimate may differ (sometimes significantly) from historical, realized liquidity depending on the time period and assumptions of the liquidity model. The assumptions used in this model reflect normal market conditions, and the results of the model may vary significantly from realized liquidity during stressed markets. Some model assumptions may vary and evolve over time based on market and economic conditions.

Use of Fallback Values

For investment products that are lightly traded or are not exchange traded such as annuities and private alternatives, the model will use an assumed DTU value. This value is based on common attributes of the product type and / or asset class and might not be reflective of the actual liquidity available for a given security. Securities with insufficient data will also leverage fallbacks based on their product type.

MMI / Barron's nominations were reviewed and evaluated by a specially appointed MMI Industry Awards Steering Council and the MMI Membership Experience Committee (MEC). The council and committee members represent all segments of the MMI membership—asset managers, wealth managers and solutions providers. The Steering Council and MEC reviewed the nominations based on:

- Level of innovation and forward-thinking
- Potential to effect noticeable change in the investment advisory industry
- Advancement of existing investment advisory practices and protocols
- Potential to deliver improved outcomes for financial advisors and investor

After carefully reviewing the nominations submitted, the Steering Council and MEC determined a slate of finalists in each award category. The primary contacts at each of MMI's 208 members firms were eligible to vote to determine the winners in each category.

MMI / Barron's did not receive compensation from the participating firms in exchange for the award and Morgan Stanley did not pay a fee to MMI / Barron's in exchange for the award. Morgan Stanley is not affiliated with MMI / Barron's. This award was granted to Morgan Stanley based on the time period from October 2022 to June 2023. the Money Management Institute (MMI) is the industry association representing financial services firms and Barron's is a financial magazine both groups are responsible for the award.

The American Financial Technology Award's Best Risk Management Initiative was awarded in 2022. This ranking was determined based on an evaluation process conducted by Waters Technology during the period from 02/09/2022 – 04/11/22. Neither Morgan Stanley Smith Barney LLC nor its Financial Advisors or Private Wealth Advisors paid a fee to Waters Technology. This ranking is based on an evaluation led by Waters Technology's editorial team, judging the content and quality of submissions. Rankings are based on the opinions of Waters Technology and this award may not be representative of any one client's experience. This Award is not indicative of the Financial Advisor's future performance. Morgan Stanley Smith Barney LLC is not affiliated with Waters Technology. For more information, see <https://www.aftas.org/>.

The Aite Group Impact Innovation Award for Digital Client Engagement was granted to Morgan Stanley Smith Barney LLC ("Morgan Stanley") following an evaluation process conducted by Aite Group analysts. To be considered for this award, Morgan Stanley submitted an Impact Innovation Nomination Award Worksheet to Aite Group on March 19, 2021 and provided a live demonstration of Morgan Stanley's Portfolio Risk Platform to representatives of Aite Group on April 7, 2021. Morgan Stanley was the only firm to win this award out of more than 40 submissions. Aite Group judged each submission on the following criteria: (1) Level of innovation and competitive advantage; (2) Market needs assessment; (3) Impact on customer experience; (4) Impact on customer operational efficiency; (5) Level of new revenue opportunity for the organization; (6) Impact on customer retention/new customer attraction; (7) Level of scalability across customer base; (8) Future roadmap. Aite Group does not receive compensation from the participating firms in exchange for the award and Morgan Stanley did not pay a fee to Aite Group in exchange for the award. Morgan Stanley is not affiliated with Aite Group. This award was granted to Morgan Stanley based on the time period from March 2021 to May 2021. Aite Group is an independent research and advisory firm focused on business, technology, and regulatory issues in financial services and is responsible for determining the recipient of this award.

The Celent Model Wealth Manager 2024 Award for Data and Analytics was granted to Morgan Stanley Smith Barney LLC ("Morgan Stanley") following an evaluation process conducted by Celent analysts. To be considered for this award, Morgan Stanley submitted a Model Wealth Manager 2024 Nomination Award Worksheet to Celent on or about October 2023. Celent judged each submission on three criteria: (1) Measurable business benefits of live initiatives; (2) degree of innovation relative to the industry; and (3) technology or implementation excellence. In order to win, the initiatives must demonstrate clear business benefits, innovation, and technology or implementation excellence.

Celent does not receive compensation from the participating firms in exchange for the award and Morgan Stanley did not pay a fee to Celent in exchange for the award. Morgan Stanley is not affiliated with Celent. Based on their submission in October 2023 for Celent's 2024 Model Awards program, Celent granted Morgan Stanley their awards in January 2024 and publicly shared the news in March 2024. Celent is a global financial services research and advisory firm and is responsible for determining the recipient of this award.

This material may provide the addresses of, or contain hyperlinks to, websites. Except to the extent to which the material refers to website material of Morgan Stanley Wealth Management, the firm has not reviewed the linked site. Equally, except to the extent to which the material refers to website material of Morgan Stanley Wealth Management, the firm takes no responsibility for, and makes no representations or warranties whatsoever as to, the data and information contained therein. Such address or hyperlink (including addresses or hyperlinks to website material of Morgan Stanley Wealth Management) is provided solely for your convenience and information and the content of the linked site does not in any way form part of this document. Accessing such website or following such link through the material or the website of the firm shall be at your own risk and we shall have no liability arising out of, or in connection with, any such referenced website. Morgan Stanley Wealth Management is a business of Morgan Stanley Smith Barney LLC.

E*TRADE from Morgan Stanley is a registered trademark of Morgan Stanley.

Select UMA® is a registered service mark of Morgan Stanley Smith Barney LLC.

© 2024 Morgan Stanley Smith Barney LLC, Member SIPC CRC 3813142 (11/24)